

CITY OF EAGLE LAKE  
REGULAR CITY COMMISSION MEETING  
MONDAY, FEBRUARY 1, 2021  
7:00 P.M.  
TO BE HELD IN THE COMMISSION CHAMBERS  
LOCATED AT 675 E EAGLE AVE  
EAGLE LAKE, FLORIDA 33839

**AGENDA**

- I. CALL TO ORDER**
- II. INVOCATION**
- III. PLEDGE OF ALLEGIANCE TO THE FLAG**
- IV. ROLL CALL**
- V. AUDIENCE**
- VI. SPECIAL PRESENTATIONS/RECOGNITIONS/PROCLAMATIONS, REQUESTS**
  - A. Staff Reports
  - B. City Manager Report
  - C. Reappointment of Jennifer Aleman to the Planning Commission
  - D. Presentation of Audit
  - E. Presentation of Trending Analysis from Mike Brynjulfson
- VII. PUBLIC HEARINGS**
- VIII. OLD BUSINESS**
- IX. NEW BUSINESS**
  - A. Consideration of Eagle Lake Municipal Election Administration Agreement
  - B. Approval of Potential Election Poll Workers for the April Municipal Election
  - C. Consideration of The Ranches at Lake McLeod Phase 2(Central Ranches) Plan Review
- X. CONSENT AGENDA**
  - A. Approval of the Regular City Commission Minutes -----12/07/2020
  - B. Approval of Zambelli contract for Fireworks on June 26, 2021 in the amount of \$5,500.
  - C. Approval of Financials - November
  - D. Approval of Financials – December
  - E. Approval of Bad Debt in the amount of -----\$3,219.23
- XI. AUDIENCE**
- XII. CITY ATTORNEY**
- XIII. CITY COMMISSION**
- XIV. ADJOURNMENT**

Please be advised that if you desire to appeal any decisions made as a result of the above hearing or meeting, you will need a record of the proceedings and in some cases a verbatim record is required. You must make your own arrangements to produce this record. (Florida Statute 286.0105).

If you are a person with a disability who needs any accommodation in order to participate in this proceeding, you are entitled, at no cost to you, to the provision of certain assistance. Please contact the City Clerk's Office at 75 North Seventh Street, P.O. Box 129, Eagle Lake, Florida 33839 or phone (863) 293-4141 within 2 working days of your receipt of this meeting notification; if you are hearing or voice impaired, call 1-800-955-8771.

POSTED AT CITY HALL AND THE EAGLE LAKE POST OFFICE ON TUESDAY, JANUARY 26, 2021  
BY CITY CLERK DAWN WRIGHT, MMC, FCRM, PHRP

*Dawn*

**LIBRARY STATISTICS 2020  
OCTOBER 2020**

<b>PATRONS USING LIBRARY</b>	<b>508</b>	
<b>TOTAL BOOKS CIRCULATED, RETURNED, RENEWED AND RESERVED</b>	<b>900</b>	
<b>PATRONS USING COMPUTERS</b>	<b>138</b>	
<b>INQUIRIES OVER PHONE OR HOUSE</b>	<b>149</b>	
<b>NEW CARDS ISSUED</b>	<b>2</b>	
<b>REPLACEMENT CARDS ISSUED</b>	<b>1</b>	
<b>INTERNET ACCESS APPLICATIONS</b>	<b>3</b>	
<b>STUDY</b>	<b>1</b>	<b>1 HR</b>
<b>EMPLOYMENT TESTING</b>	<b>1</b>	<b>2 HR</b>

Down

**LIBRARY STATISTICS 2020  
DECEMBER 2020**

<b>PATRONS USING LIBRARY</b>	<b>436</b>
<b>TOTAL BOOKS CIRCULATED, RETURNED, RENEWED AND RESERVED</b>	<b>802</b>
<b>PATRONS USING COMPUTERS</b>	<b>76</b>
<b>INQUIRIES OVER PHONE OR HOUSE</b>	<b>115</b>
<b>NEW CARDS ISSUED</b>	<b>4</b>
<b>REPLACEMENT CARDS ISSUED</b>	<b>0</b>
<b>INTERNET ACCESS APPLICATIONS</b>	<b>1</b>
<b>TESTING</b>	<b>1 1 HR</b>

# FROM THE DESK OF THE CITY MANAGER

---

Memo To: Mayor and Commissioners

Date: February 1, 2021

Ref: Monthly Report

=====

**100<sup>th</sup> Anniversary Banners** - Here's the idea for the 100th Year Celebration light pole banners around the city that was designed by Justin Newberry.

**COVID Testing** – The Florida Board of Health will use the Senior Center parking lot as a testing site on January 21<sup>st</sup> and February 26<sup>th</sup> from 8:30 to 11:30 a.m.

**Food Distribution** – Reliance Medical Centers will be providing food boxes to the seniors outside the Eagle Lake Community Center on February 16th at 10:00 a.m.

**Library Grant** – Thanks to Dale, the Library received a \$3,000 grant from the American Library Association to purchase children's books.

**Polling Place** – The polling place has been relocated from City Hall to the Red Brick Building because it meets and exceeds the requirements of the Board of Elections.

**Spruce Tedder Subdivision** – This 399 lot residential subdivision is expected to start construction February and we already held the preconstruction meeting for the project.

**Squires Grove Phase 2** – The 152 lot second phase should begin construction in February beginning with the installation of an upgraded water line along Eagle Ave.

## Eagle Lake fl - 100th Year City Celebration banners

CONCEPT for PLANNING PURPOSES ONLY  
NOT PRODUCTION FILES




18"



36"

- Quantity -TBD
- SIZE 18" wide by 36" tall
- Double Sided Banners
- Pole Pockets Top and Bottom
- Grommet x1 bottom left corner
- Matte finish
- Reinforced sewn edges.
- 13-oz mil thickness

Locations around City Hall and the EL Boat Ramp





# CITY OF EAGLE LAKE

"GROWING WITH PEOPLE IN MIND"

75 NORTH SEVENTH STREET, P O BOX 129, EAGLE LAKE, FLORIDA 33839

## APPLICATION FOR BOARD APPOINTMENT

BOARD/COMMISSION City Commissioner

NAME: <u>Jennifer Aleman</u>	PHONE: <u>863-399-5252</u>		
HOME ADDRESS: <u>27 Lake McLeod Dr Eagle Lake FL 33839</u>			
BUSINESS ADDRESS: _____ BUSINESS PHONE: _____			
CITY RESIDENT <input checked="" type="radio"/> YES <input type="radio"/> NO	OWN PROPERTY IN CITY <input checked="" type="radio"/> YES <input type="radio"/> NO	CITY BUSINESS LICENSE <input type="radio"/> YES <input checked="" type="radio"/> NO	REGISTERED VOTER <input type="radio"/> YES <input checked="" type="radio"/> NO

OCCUPATION/TYPE OF BUSINESS: Uber/Lyft Driver, Notary


SPECIAL KNOWLEDGE OR EXPERIENCE APPLICABLE TO FUNCTION OF BOARD/COMMISSION: I have been on the board for 2 years.

OTHER INFORMATION (CIVIC ACTIVITIES, ETC.): N/A

NOTE: IF YOU ARE APPROVED TO ANY BOARD, COMMISSION OR COMMITTEE YOU WILL BE REQUIRED TO COMPLETE A FINANCIAL DISCLOSURE FORM IN ACCORDANCE WITH THE REQUIREMENTS OF FLORIDA LAW FOR EVERY YEAR DURING WHICH YOU SERVE AS AN APPOINTEE.

SIGNATURE: <u>[Signature]</u>	DATE: <u>12/15/2020</u>
-------------------------------	-------------------------

IF YOU ARE NOT APPOINTED AT THE NEXT MEETING, SCHEDULED FOR PURPOSE OF MAKING APPOINTMENTS, WOULD YOU LIKE TO MAINTAIN THIS APPLICATION ON FILE? ☒ YES ☐ NO



---

# Report to the City Commissioners Results of the 2020 Audit

# 2020 Audit Results

---

- Report on 2020 audit of financial statements
  - Unmodified opinions
  - No disagreements with management
  
- Responsibilities under generally accepted auditing standards (GAAS)
  - Audit performed in accordance with GAAS
  - Objective is reasonable - not absolute - assurance that the financial statements are free of material misstatement

# 2020 Audit Results - Cont'd

---

- Responsibilities under *Government Auditing Standards*
  - Compliance with laws, regulations, contracts and grants
- Internal Accounting Control
  - Reviewed controls to extent necessary to render opinion on financial statements
  - No material weaknesses noted

# Governmental Activities

## Assets

---

	September 30, 2020	September 30, 2019
Cash and cash equivalents	\$ 2,033,000	\$ 1,721,000
Restricted cash	954,000	972,000
Receivables		
Customer accounts, net	39,000	21,000
Intergovernmental	30,000	30,000
Franchise and public service taxes	52,000	38,000
Internal balances	(10,000)	(13,000)
Capital assets, net	1,512,000	1,353,000
Total assets	<u>\$ 4,610,000</u>	<u>\$ 4,122,000</u>

# Governmental Activities

## Liabilities and Net Position

	September 30, 2020	September 30, 2019
Accounts payable and accrued expenses	\$ 23,000	\$ 91,000
Accrued wages	19,000	13,000
Due to other governments	8,000	8,000
Accrued interest payable	14,000	15,000
Long-term obligations		
Due within one year	65,000	65,000
Due in more than one year	739,000	799,000
<b>Total liabilities</b>	<b>868,000</b>	<b>991,000</b>
<b>Net position</b>		
Net investment in capital assets	828,000	602,000
Restricted	925,000	947,000
Unrestricted	1,989,000	1,582,000
<b>Total net position</b>	<b>\$ 3,742,000</b>	<b>\$ 3,131,000</b>

# Governmental Activities

## Statement of Revenue and Expenses

	Year ended September 30, 2020	Year ended September 30, 2019
<b>Program revenues</b>		
Charges for services	\$ 543,000	\$ 569,000
Operating grant and contributions	5,000	5,000
Capital grant and contributions	264,000	299,000
Taxes	1,178,000	1,084,000
State shared revenue	106,000	113,000
Miscellaneous	66,000	35,000
<b>Total revenues</b>	<b>2,162,000</b>	<b>2,105,000</b>
<b>Expenses</b>		
General government	576,000	551,000
Building and code enforcement	56,000	49,000
Library	143,000	135,000
Community redevelopment	30,000	28,000
Law enforcement	544,000	431,000
Streets	119,000	124,000
Parks and recreation	166,000	190,000
Interest on long-term debt	29,000	32,000
<b>Total expenses</b>	<b>1,663,000</b>	<b>1,540,000</b>
<b>Other income (expense)</b>		
Investment earnings	7,000	4,000
Transfers	106,000	98,000
	113,000	102,000
<b>Change in net position</b>	<b>\$ 612,000</b>	<b>\$ 667,000</b>

# Business-Type Activities Assets

---

	September 30, 2020	September 30, 2019
Cash and cash equivalents	\$ 1,245,000	\$ 885,000
Restricted cash	1,709,000	1,459,000
Customer receivables, net	221,000	204,000
Inventory	11,000	11,000
Internal balances	10,000	13,000
Capital assets, net	5,175,000	5,333,000
Total assets	<u>\$ 8,371,000</u>	<u>\$ 7,905,000</u>

# Business-Type Activities

## Liabilities and Net Position

	September 30, 2020	September 30, 2019
Accounts payable and accrued expenses	\$ 54,000	\$ 149,000
Accrued wages	12,000	8,000
Customer deposits	250,000	234,000
Accrued interest payable	13,000	14,000
Long-term obligations		
Due within one year	141,000	137,000
Due in more than one year	1,523,000	1,652,000
<b>Total liabilities</b>	<b>1,993,000</b>	<b>2,194,000</b>
Net position		
Net investment in capital assets	3,697,000	3,718,000
Restricted	1,446,000	1,211,000
Unrestricted	1,235,000	782,000
<b>Total net position</b>	<b>\$ 6,378,000</b>	<b>\$ 5,711,000</b>

# Business-Type Activities

## Statement of Revenue and Expenses

	Year ended September 30, 2020	Year ended September 30, 2019
<b>Program revenues</b>		
Charges for services	\$ 2,015,000	\$ 1,698,000
Capital grant and contributions	163,000	36,000
<b>Total revenues</b>	<b>2,178,000</b>	<b>1,734,000</b>
<b>Expenses</b>		
Water utility	518,000	455,000
Wastewater utility	535,000	618,000
Sanitation	302,000	235,000
Stormwater management	54,000	55,000
<b>Total expenses</b>	<b>1,409,000</b>	<b>1,363,000</b>
<b>Operating income</b>	<b>769,000</b>	<b>371,000</b>
<b>General Revenues</b>		
Investment earnings	4,000	4,000
Transfers	(106,000)	(98,000)
	(102,000)	(94,000)
<b>Change in net position</b>	<b>\$ 667,000</b>	<b>\$ 277,000</b>



**CITY OF EAGLE LAKE, FLORIDA**

**FINANCIAL STATEMENTS**

**SEPTEMBER 30, 2020**

# City of Eagle Lake, Florida

## TABLE OF CONTENTS

### Financial Section

Independent Auditor's Report .....	1
------------------------------------	---

Management's Discussion and Analysis (required supplementary information).....	3
--	---

#### Basic Financial Statements:

##### Government-wide Financial Statements:

Statement of Net Position .....	10
---------------------------------	----

Statement of Activities .....	11
-------------------------------	----

##### Governmental Funds:

Balance Sheet – Governmental Funds.....	12
---	----

Reconciliation of the Balance Sheet – Governmental Funds to the Statement of Net Position.....	13
--	----

Statement of Revenues, Expenditures and Changes in Fund Balances – Governmental Funds.....	14
--	----

Reconciliation of The Statement of Revenues, Expenditures and Changes in Fund Balances of Governmental Funds to the Statement of Activities.....	15
---	----

##### Proprietary Funds:

Statement of Net Position – Proprietary Fund.....	16
---	----

Statement of Revenues, Expenses and Changes in Fund Net Position – Proprietary Fund .....	17
---	----

Statement of Cash Flows - Proprietary Funds .....	18
---	----

Notes to Financial Statements .....	20
-------------------------------------	----

### Required Supplementary Information

Budgetary Comparison Schedule – General Fund.....	41
---	----

Budgetary Comparison Schedule – Community Redevelopment Agency.....	43
---	----

Schedule of Changes in the Total Other Post-Employment Benefits Liability and Related Ratios .....	44
--	----

### Other Reports

Independent Auditors' Report on Internal Control over Financial Reporting and on Compliance and Other Matters Based on an Audit of Financial Statements Performed in Accordance with <i>Government Auditing Standards</i> .....	45
--	----

Independent Accountants' Report on Compliance with Section 218.415, <i>Florida Statutes</i> .....	47
---	----

Management Letter.....	48
------------------------	----

### Other Information

Management's Affidavit of Compliance with Section 163.31801, <i>Florida Statutes</i> .....	50
--	----



RIVERO, GORDIMER & COMPANY, P.A.

Member  
American Institute of Certified Public Accountants  
Florida Institute of Certified Public Accountants

Herman V. Lazzara	Stephen G. Douglas
Marc D. Sasser	Michael E. Helton
Sam A. Lazzara	Christopher F. Terrigino
Kevin R. Bass	James K. O'Connor
Jonathan E. Stein	David M. Bohnsack
Richard B. Gordimer, of Counsel	
Cesar J. Rivero, in Memoriam (1942-2017)	

## INDEPENDENT AUDITORS' REPORT

Honorable Mayor and  
Members of the City Council  
City of Eagle Lake, Florida

### **Report on the Financial Statements**

We have audited the accompanying financial statements of the governmental activities, the business-type activities, and each major fund of the City of Eagle Lake, Florida (the "City") as of and for the year ended September 30, 2020, and the related notes to the financial statements, which collectively comprise the City's basic financial statements as listed in the table of contents.

### **Management's Responsibility for the Financial Statements**

Management is responsible for the preparation and fair presentation of these financial statements in accordance with accounting principles generally accepted in the United States of America; this includes the design, implementation, and maintenance of internal control relevant to the preparation and fair presentation of financial statements that are free from material misstatement, whether due to fraud or error.

### **Auditors' Responsibility**

Our responsibility is to express an opinion on these financial statements based on our audit. We conducted our audit in accordance with auditing standards generally accepted in the United States of America and the standards applicable to financial audits contained in *Government Auditing Standards*, issued by the Comptroller General of the United States. Those standards require that we plan and perform the audit to obtain reasonable assurance about whether the financial statements are free from material misstatement.

An audit involves performing procedures to obtain audit evidence about the amounts and disclosures in the financial statements. The procedures selected depend on the auditor's judgment, including the assessment of the risks of material misstatement of the financial statements, whether due to fraud or error. In making those risk assessments, the auditor considers internal control relevant to the entity's preparation and fair presentation of the financial statements in order to design audit procedures that are appropriate in the circumstances, but not for the purpose of expressing an opinion on the effectiveness of the entity's internal control. Accordingly, we express no such opinion. An audit also includes evaluating the appropriateness of accounting policies used and the reasonableness of significant accounting estimates made by management, as well as evaluating the overall presentation of the financial statements.

We believe that the audit evidence we have obtained is sufficient and appropriate to provide a basis for our audit opinions.

## Opinions

In our opinion, the financial statements referred to above present fairly, in all material respects, the respective financial position of the governmental activities, the business-type activities, and each major fund of the City of Eagle Lake, Florida as of September 30, 2020 and the respective changes in financial position for the year then ended in accordance with accounting principles generally accepted in the United States of America.

## Other Matters

### *Required Supplementary Information*

Accounting principles generally accepted in the United States of America require that the Management's Discussion and Analysis (pages 3 - 9) budgetary comparison information (pages 41 - 43) and other post-employment benefits schedule (page 44) to be presented to supplement the basic financial statements. Such information, although not a part of the basic financial statements, is required by the Governmental Accounting Standards Board, who considers it to be an essential part of financial reporting for placing the basic financial statements in an appropriate operational, economic, or historical context. We have applied certain limited procedures to the required supplementary information in accordance with auditing standards generally accepted in the United States of America, which consisted of inquiries of management about the methods of preparing the information and comparing the information for consistency with management's responses to our inquiries, the basic financial statements, and other knowledge we obtained during our audit of the basic financial statements. We do not express an opinion or provide any assurance on the information because the limited procedures do not provide us with sufficient evidence to express an opinion or provide any assurance.

### **Other Reporting Required by *Government Auditing Standards***

In accordance with *Government Auditing Standards*, we have also issued our report dated January 21, 2021, on our consideration of the City's internal control over financial reporting and on our tests of its compliance with certain provisions of laws, regulations, contracts, and grant agreements and other matters. The purpose of that report is to describe the scope of our testing of internal control over financial reporting and compliance and the results of that testing, and not to provide an opinion on internal control over financial reporting or on compliance. That report is an integral part of an audit performed in accordance with *Government Auditing Standards* in considering the City's internal control over financial reporting and compliance.

A handwritten signature in cursive script that reads "Buco, Jordan & Company, P.A.".

Tampa, Florida  
January 21, 2021

## **FINANCIAL SECTION**

As management of the City of Eagle Lake, Florida (the City), we offer readers of the City's financial statements this management's discussion and analysis of the financial activities of the City for the fiscal year ended September 30, 2020. We encourage readers to consider the information presented here in conjunction with the basic financial statements beginning on page 10.

### **Financial Highlights**

- The assets of the City exceeded its liabilities at the close of the most recent fiscal year by \$10,120,385 (net position). Of this amount, \$3,224,122 (unrestricted net position) may be used to meet the government's ongoing obligations to citizens and creditors.
- The government's total net position increased by \$1,278,748 as a result of operations during the year ended September 30, 2019 compared to an increase of \$944,248 in the prior year.
- As of the close of the current fiscal year, the City's general fund (governmental fund level) reported ending fund balance of \$2,900,032. Of this total amount, \$2,104,794 is available for spending at the government's discretion (unassigned fund balance).

### **Overview of the Financial Statements**

This discussion and analysis is intended to serve as an introduction to the City's basic financial statements. The City's basic financial statements comprise three components: 1) government-wide financial statements, 2) fund financial statements, and 3) notes to the financial statements. This report also contains required supplementary information in addition to the basic financial statements themselves.

Government-wide financial statements: The government-wide financial statements are designed to provide readers with a broad overview of the City's finances, in a manner like a private-sector business.

The statement of net position presents information on all the City's assets, liabilities, and deferred inflows and outflows of resources with the residual measure reported as net position. Over time, increases or decreases in net position may serve as a useful indicator of whether the financial position of the City is improving or deteriorating.

The statement of activities presents information showing how the government's net position changed during the most recent fiscal year. All changes in net position are reported in a manner like the approach used by private-sector business in that revenue is recognized when earned or established criteria are satisfied, and expenses are reported when incurred. Accordingly, revenues are reported even when they may not be collected for several months after the end of the year, and expenses are reported even though they may not have used cash during the current fiscal year.

Both government-wide financial statements distinguish functions of the City that are principally supported by taxes and intergovernmental revenues (governmental activities) from other functions that are intended to recover all or a significant portion of their costs through user fees and charges (business-type activities). The governmental activities of the City include general government, building and code enforcement, law enforcement, streets, library, parks and recreation and community redevelopment. The business-type activities of the City include the water, wastewater, stormwater management and sanitation departments.

## Overview of the Financial Statements (concluded)

The government-wide financial statements can be found by referencing the table of contents of this report.

*Fund financial statements:* Funds are a group of self-balancing accounts. Funds are used to account for specific activities of the City, rather than reporting on the City as a whole. The City, like other state and local governments, uses fund accounting to ensure and demonstrate compliance with finance-related legal requirements. All the funds of the City can be divided into two categories: governmental funds and proprietary funds.

*Governmental funds:* Governmental funds are used to account for essentially the same functions reported as governmental activities in the government-wide financial statements. However, unlike the government-wide financial statements, governmental fund financial statements focus on near-term inflows and outflows of spendable resources, as well as on balances of spendable resources available at the end of the fiscal year. Such information may be useful in evaluating a government's near-term financing requirements.

Because the focus of governmental funds is narrower than that of the government-wide financial statements, it is useful to compare the information presented for governmental funds with similar information presented for governmental activities in the government-wide financial statements. By doing so, readers may better understand the long-term impact of the government's near-term financing decisions. Both the governmental funds balance sheet and the governmental funds statement of revenues, expenditures, and changes in fund balances provide a reconciliation to facilitate this comparison between governmental funds and governmental activities.

The City maintains two individual governmental funds, the general fund and the community redevelopment agency (the CRA) fund. Information is presented separately in the governmental funds balance sheet and in the governmental funds statement of revenues, expenditures, and changes in fund balances.

*Proprietary funds:* The City utilizes one type of proprietary fund, an enterprise fund. Enterprise funds are used to report the same functions presented as business-type activities in the government-wide financial statements. The City uses an enterprise fund to account for its water, wastewater, stormwater management and sanitation departments. Proprietary funds provide the same type of information as the government-wide financial statements, only in more detail.

The basic governmental and proprietary fund financial statements can be found by referencing the table of contents of this report.

All the city's funds are considered major funds.

*Notes to the financial statements:* The notes provide additional information that is essential to a full understanding of the data provided in the government-wide and fund financial statements.

*Other information:* In addition to the basic financial statements and accompanying notes, this report also presents certain required supplementary information concerning the City's general fund and community redevelopment fund's budgetary comparisons and changes in the other postemployment benefits obligation.

## Government-wide Financial Analysis

The following is a summary of the information presented in the Statement of Net Position which can be found by referencing the table of contents of this report.

### Statement of Net Position (Summary) as of September 30,

	Governmental Activities		Business-type Activities		Total Primary Government	
	2020	2019	2020	2019	2020	2019
<b>Assets:</b>						
Current and other assets	\$ 3,097,381	\$ 2,770,010	\$ 3,195,970	\$ 2,571,687	\$ 6,293,351	\$ 5,341,697
Capital assets	1,512,728	1,351,695	5,174,838	5,332,984	6,687,566	6,684,679
<b>Total assets</b>	<b>4,610,109</b>	<b>4,121,705</b>	<b>8,370,808</b>	<b>7,904,671</b>	<b>12,980,917</b>	<b>12,026,376</b>
<b>Liabilities:</b>						
Current liabilities	63,889	127,285	469,836	404,473	533,725	531,758
Non-current liabilities	803,702	863,651	1,523,105	1,789,330	2,326,807	2,652,981
<b>Total liabilities</b>	<b>867,591</b>	<b>990,936</b>	<b>1,992,941</b>	<b>2,193,803</b>	<b>2,860,532</b>	<b>3,184,739</b>
<b>Net position:</b>						
Net investment in capital assets	827,728	601,695	3,696,805	3,717,832	4,524,533	4,319,527
Restricted	925,752	947,341	1,445,978	1,210,953	2,371,730	2,158,294
Unrestricted	1,989,038	1,581,733	1,235,084	782,083	3,224,122	2,363,816
<b>Total net position</b>	<b>\$ 3,742,518</b>	<b>\$ 3,130,769</b>	<b>\$ 6,377,867</b>	<b>\$ 5,710,868</b>	<b>\$ 10,120,385</b>	<b>\$ 8,841,637</b>

Forty-five percent (45%) of the City's net position reflect its investment in capital assets (e.g., land, buildings, water and wastewater system, machinery, and equipment); less any related debt used to acquire those assets that is still outstanding. This is a decrease from forty-nine percent (49%) as of the prior year-end. The City uses these capital assets to provide services to citizens; consequently, these assets are not available for future spending. Although the City's investment in its capital assets is reported net of related debt, it should be noted that the resources needed to repay this debt must be provided from other sources, since the capital assets themselves cannot be used to liquidate these liabilities.

Twenty-three percent (23%) of the City's net position represents resources that are subject to external restrictions on how they may be used and are reported as restricted net position. This is an increase from twenty-four (24%) as of the prior year-end. The remaining balance of unrestricted net position may be used to meet the government's ongoing obligations to citizens and creditors.

**Government-wide Financial Analysis (cont...)**

The following is a summary of the information presented in the Statement of Activities which can be found by referencing the table of contents of this report.

**Statement of Activities (Summary)**  
**For the year ended September 30,**

	<b>Governmental Activities</b>		<b>Business-type Activities</b>		<b>Total Primary Government</b>	
	<b><u>2020</u></b>	<b><u>2019</u></b>	<b><u>2020</u></b>	<b><u>2019</u></b>	<b><u>2020</u></b>	<b><u>2019</u></b>
<b>Revenues:</b>						
<i>Program Revenues:</i>						
Charges for services	\$ 543,318	\$ 568,879	\$ 2,014,744	\$ 1,697,833	\$ 2,558,062	\$ 2,266,712
Operating grants/contrib.	4,500	4,575	-	-	4,500	4,575
Capital grants/contrib.	264,263	299,112	163,125	36,443	427,388	335,555
<i>General revenues:</i>						
Property taxes - General	696,375	652,304	-	-	696,375	652,304
Property taxes - CRA	59,311	-	-	-	59,311	-
Pub svc tax/franchise fees	421,878	431,274	-	-	421,878	431,274
State shared revenue	105,824	112,988	-	-	105,824	112,988
Other	72,755	39,489	4,097	3,589	76,852	43,078
<b>Total revenues</b>	<b>2,168,224</b>	<b>2,108,621</b>	<b>2,181,966</b>	<b>1,737,865</b>	<b>4,350,190</b>	<b>3,846,486</b>
<b>Expenses:</b>						
<i>Governmental activities:</i>						
General government	575,747	550,523	-	-	575,747	550,523
Building and code enf.	55,918	48,555	-	-	55,918	48,555
Library	142,692	135,455	-	-	142,692	135,455
Community redevelopment	29,861	28,178	-	-	29,861	28,178
Law enforcement	544,253	430,724	-	-	544,253	430,724
Streets	119,430	124,041	-	-	119,430	124,041
Parks and recreation	165,604	189,754	-	-	165,604	189,754
Interest on long-term debt	29,175	31,605	-	-	29,175	31,605
<i>Business-type activities:</i>						
Water utility	-	-	517,389	455,664	517,389	455,664
Wastewater utility	-	-	535,050	617,751	535,050	617,751
Sanitation	-	-	302,018	234,866	302,018	234,866
Stormwater management	-	-	54,305	55,122	54,305	55,122
<b>Total expenses</b>	<b>1,662,680</b>	<b>1,538,835</b>	<b>1,408,762</b>	<b>1,363,403</b>	<b>3,071,442</b>	<b>2,902,238</b>
<b>Transfers in (out)</b>	<b>106,205</b>	<b>97,354</b>	<b>(106,205)</b>	<b>(97,354)</b>	<b>-</b>	<b>-</b>
Change in Net Position	611,749	667,140	666,999	277,108	1,278,748	944,248
Net position - Beginning	3,130,769	2,463,629	5,710,868	5,433,760	8,841,637	7,897,389
Net position - Ending	<b>\$ 3,742,518</b>	<b>\$ 3,130,769</b>	<b>\$ 6,377,867</b>	<b>\$ 5,710,868</b>	<b>\$ 10,120,385</b>	<b>\$ 8,841,637</b>

### **Government-wide Financial Analysis (concluded)**

Governmental activities: Governmental activities' change in net position was an increase of \$611,749 for 2020 as compared to an increase of \$667,140 for the prior year. The main reasons for the increase are as follows:

- Total revenue increased by approximately \$59,603 or 3%
- Total expenses increased by \$123,845 or 8% mainly due to an increase in law enforcement expenses of \$113,529 or 26%.
- Transfers in increased by \$8,851 or 9%.

Business-type activities: Business-type activities increased the City's net position by \$666,999 in 2020 compared to an increase of \$277,108 in 2019. The main reasons for the increase are as follows:

- Total revenue increased by \$444,101 or 26% mainly due to increased charges for services of \$316,911 or 19%.
- Total expenses increased by \$45,359 or 3%
- Transfers out increased by \$8,851 or 9%

### **Financial Analysis of the Government's Funds**

*Governmental funds:* The focus of the City's governmental funds statements is to provide information on near-term inflows, outflows, and balances of spendable resources. Such information is useful in assessing the City's financing requirements. Unassigned fund balance may serve as a useful measure of a government's net resources available for spending at the end of the fiscal year.

As of the end of the current fiscal year, the City's governmental funds (the general fund and CRA) reported ending fund balances of \$3,030,546, an increase of \$372,821 in comparison with the previously reported balance in the prior year. Of this total, \$2,104,794 for the general fund constitutes unassigned fund balance, which is available for spending at the government's discretion. The remainder of fund balance is restricted by enabling legislation or contract and can only be spent on the purposes for which it is intended.

Activity during the current fiscal year included the following key components:

- Total governmental funds revenue increased by \$42,857 (2%) mainly due to a \$86,890 increase in overall tax revenue, partially offset by decreases in intergovernmental revenue (\$19,774) and charges for services (\$24,348).
- Total governmental funds expenditures increased by \$342,973 (23%) mainly due to a \$119,978 (25%) increase in public safety expenditures and a \$189,662 (280%) increase in capital outlay expenditures.

*Proprietary funds:* The City's proprietary fund provides the same type of information found in the government-wide financial statements, but in more detail. The major changes between 2020 and 2019 are discussed above under the "business-type activities" heading.

### General Fund Budgetary Highlights

Actual resources were more than budgeted resources by \$233,040 and actual charges to appropriations were \$192 more than budgeted resulting in an overall positive budget variance of \$232,848. The budget for the year ended September 30, 2020 was not amended by the City Commission.

### Capital Assets and Debt Administration

*Capital assets:* The city's investment in capital assets for its governmental and business type activities as of September 30, 2020, amounts to \$6,687,566 (net of accumulated depreciation) which is an increase of less than 1%. This increase is the result of current year additions in excess of depreciation expense.

Information on the City's capital assets is summarized in the following table.

#### Capital Assets Activity

(net of accumulated depreciation)						
as of September 30,						
	<b>Governmental Activities</b>		<b>Business-type Activities</b>		<b>Total Primary Government</b>	
	<b><u>2020</u></b>	<b><u>2019</u></b>	<b><u>2020</u></b>	<b><u>2019</u></b>	<b><u>2020</u></b>	<b><u>2019</u></b>
Land	\$ 259,714	\$ 259,714	\$ 28,527	\$ 28,527	\$ 288,241	\$ 288,241
Buildings and improvements	744,134	812,341	4,914,571	5,124,453	5,658,705	5,936,794
Equipment	90,224	87,893	231,740	180,004	321,964	267,897
Infrastructure	418,116	191,747	-	-	418,116	191,747
Construction in progress	540	-	-	-	540	-
Total	<u>\$ 1,512,728</u>	<u>\$ 1,351,695</u>	<u>\$ 5,174,838</u>	<u>\$ 5,332,984</u>	<u>\$ 6,687,566</u>	<u>\$ 6,684,679</u>

Additional information on the City's capital assets can be found in note 6 of the notes to financial statements.

### Capital Assets and Debt Administration (concluded)

*Long-Term Debt:* As shown in the table below, the City had total long-term debt outstanding of \$2,163,033 which represents a decrease of approximately 9% over the prior year due to scheduled debt payments.

		Outstanding Debt as of September 30,					
		Governmental Activities		Business-type Activities		Total Primary Government	
		<u>2020</u>	<u>2019</u>	<u>2020</u>	<u>2019</u>	<u>2020</u>	<u>2019</u>
Bonds and notes payable		\$ 685,000	\$ 750,000	\$ 1,478,033	\$ 1,615,152	\$ 2,163,033	\$ 2,365,152
Total		<u>\$ 685,000</u>	<u>\$ 750,000</u>	<u>\$ 1,478,033</u>	<u>\$ 1,615,152</u>	<u>\$ 2,163,033</u>	<u>\$ 2,365,152</u>

Additional information on the City's long-term debt and other noncurrent liabilities can be found in note 7 of the notes to financial statements.

### Economic Factors and Next Year's Budgets and Rates

It is anticipated that the following significant items will affect the 2021 fiscal year:

- Long-term debt payments for wastewater system expansion
- Long-term debt payments for water system expansion
- Continued rebuilding of the enterprise fund net position and general fund balance.
- The City's millage rate in effect for the fiscal year ended September 30, 2021 remains consistent at 7.6516.
- The transfer from the business-type activities to the governmental activities increased to \$143,004 for the 2021 fiscal year compared to \$106,205 for the 2020 fiscal year.

These significant factors were considered in preparing the City's budget for the 2020-21 fiscal year and are expected to influence the City's fiscal year 2020-21 financial results.

### Requests for information

This financial report is designed to provide a general overview of the City of Eagle Lake, Florida, finances for all those with an interest in the government's finances. Questions concerning any of the information provided in this report or requests for additional financial information should be addressed to the City of Eagle Lake, P.O. Box 129, Eagle Lake, Florida 33839.

**CITY OF EAGLE LAKE, FLORIDA**

## Statement of Net Position

September 30, 2020

	Primary Government		
	Governmental Activities	Business-type Activities	Total
<b>ASSETS</b>			
Cash and cash equivalents	\$ 2,032,539	\$ 1,244,728	\$ 3,277,267
Receivables, current:			
Customer accounts, net	38,747	220,821	259,568
Intergovernmental	30,411	-	30,411
Franchise and public service taxes	52,419	-	52,419
Inventory and prepaids	-	10,749	10,749
Internal balances	(10,422)	10,422	-
Restricted assets:			
Cash and cash equivalents	953,687	1,709,250	2,662,937
Capital assets:			
Non-depreciable	260,254	28,527	288,781
Depreciable, net	1,252,474	5,146,311	6,398,785
<b>TOTAL ASSETS</b>	<b>4,610,109</b>	<b>8,370,808</b>	<b>12,980,917</b>
<b>LIABILITIES</b>			
Accounts payable and accrued expenses	22,954	54,076	77,030
Accrued wages	19,212	11,635	30,847
Due to other governments	7,923	-	7,923
Accrued interest payable	13,800	13,455	27,255
Customer deposits	-	249,817	249,817
Long-term obligations:			
Due within one year	65,000	140,853	205,853
Due in more than one year	738,702	1,523,105	2,261,807
<b>TOTAL LIABILITIES</b>	<b>867,591</b>	<b>1,992,941</b>	<b>2,860,532</b>
<b>NET POSITION</b>			
Net investment in capital assets	827,728	3,696,805	4,524,533
Restricted for:			
Debt service	-	110,389	110,389
Water system improvements	-	673,874	673,874
Wastewater system improvements	-	466,661	466,661
Stormwater management	-	195,054	195,054
Building code enforcement	839	-	839
Transportation infrastructure	45,134	-	45,134
Public building improvements	593,763	-	593,763
Parks and recreation facilities	155,502	-	155,502
Community redevelopment	130,514	-	130,514
Unrestricted	1,989,038	1,235,084	3,224,122
<b>TOTAL NET POSITION</b>	<b>\$ 3,742,518</b>	<b>\$ 6,377,867</b>	<b>\$ 10,120,385</b>

The accompanying notes are an integral part of these financial statements

**CITY OF EAGLE LAKE, FLORIDA**  
Statement of Activities  
for the year ended September 30, 2020

FUNCTIONS/PROGRAMS	Expenses	Program Revenues			Net (Expense) Revenue and Changes in Net Position		
		Charges for Services	Operating Grant and Contributions	Capital Grant and Contributions	Governmental Activities	Business-Type Activities	Total
PRIMARY GOVERNMENT:							
Governmental activities:							
General government	\$ 575,747	\$ 69,504	\$ -	\$ 102,347	\$ (403,896)	\$ -	\$ (403,896)
Building and code enforcement	55,918	111,144	-	-	55,226	-	55,226
Library	142,692	2,685	-	132,234	(7,773)	-	(7,773)
Community redevelopment	29,861	-	-	-	(29,861)	-	(29,861)
Law enforcement	544,253	6,509	-	-	(537,744)	-	(537,744)
Streets	119,430	344,576	-	-	225,146	-	225,146
Parks and recreation	165,604	8,900	4,500	29,682	(122,522)	-	(122,522)
Interest on long-term debt	29,175	-	-	-	(29,175)	-	(29,175)
Total governmental activities	1,662,680	543,318	4,500	264,263	(850,599)	-	(850,599)
Business-type activities							
Water utility	517,389	732,412	-	77,750	-	292,773	292,773
Wastewater utility	535,050	773,302	-	85,375	-	323,627	323,627
Sanitation	302,018	446,954	-	-	-	144,936	144,936
Stormwater management	54,305	62,076	-	-	-	7,771	7,771
Total business-type activities	1,408,762	2,014,744	-	163,125	-	769,107	769,107
TOTAL PRIMARY GOVERNMENT	\$ 3,071,442	\$ 2,558,062	\$ 4,500	\$ 427,388	(850,599)	769,107	(81,492)
GENERAL REVENUES							
Taxes:							
Property taxes, levied for general purposes					696,375	-	696,375
Property taxes, levied for community redevelopment purposes					59,311	-	59,311
Public service taxes and franchise fees					421,878	-	421,878
State shared revenue					105,824	-	105,824
Investment earnings					6,510	4,097	10,607
Miscellaneous					66,245	-	66,245
TRANSFERS					106,205	(106,205)	-
Total general revenues and transfers					1,462,348	(102,108)	1,360,240
CHANGE IN NET POSITION					611,749	666,999	1,278,748
NET POSITION, beginning of year					3,130,769	5,710,868	8,841,637
NET POSITION, end of year					\$ 3,742,518	\$ 6,377,867	\$ 10,120,385

The accompanying notes are an integral part of these financial statements

**CITY OF EAGLE LAKE, FLORIDA**  
Balance Sheet – Governmental Funds  
September 30, 2020

	General Fund	Community Redevelopment Agency	Total Governmental Funds
<b>ASSETS</b>			
Cash and cash equivalents	\$ 2,032,539	\$ 158,449	\$ 2,190,988
Receivables, net			
Customer accounts, net	38,747	-	38,747
Intergovernmental	30,411	-	30,411
Franchise and public service taxes	52,419	-	52,419
Due from community redevelopment fund	27,935	-	27,935
Restricted assets:			
Cash and cash equivalents	795,238	-	795,238
<b>TOTAL ASSETS</b>	<u>\$ 2,977,289</u>	<u>\$ 158,449</u>	<u>\$ 3,135,738</u>
<b>LIABILITIES</b>			
Accounts payable	\$ 22,954	\$ -	\$ 22,954
Accrued wages and benefits	19,212	-	19,212
Due to other governments	7,923	-	7,923
Due to general fund	-	27,935	27,935
Due to enterprise fund	10,422	-	10,422
<b>TOTAL LIABILITIES</b>	<u>60,511</u>	<u>27,935</u>	<u>88,446</u>
<b>DEFERRED INFLOWS OF RESOURCES</b>			
Unavailable revenue	16,746	-	16,746
<b>FUND BALANCE</b>			
Restricted for:			
Building code enforcement	839	-	839
Transportation infrastructure	45,134	-	45,134
Public building improvements	593,763	-	593,763
Parks and recreation facilities	155,502	-	155,502
Community redevelopment	-	130,514	130,514
Unassigned:			
General fund	2,104,794	-	2,104,794
<b>TOTAL FUND BALANCES</b>	<u>2,900,032</u>	<u>130,514</u>	<u>3,030,546</u>
<b>TOTAL LIABILITIES AND FUND BALANCE</b>	<u>\$ 2,977,289</u>	<u>\$ 158,449</u>	<u>\$ 3,135,738</u>

The accompanying notes are an integral part of these financial statements

**CITY OF EAGLE LAKE, FLORIDA**Reconciliation of the Balance Sheet – Governmental Funds to the Statement of Net Position  
September 30, 2020

---

Amounts reported for governmental activities in the statement of net position are different because:

<b>FUND BALANCES - TOTAL GOVERNMENTAL FUNDS</b>	<b>\$ 3,030,546</b>
Capital assets used in governmental activities are not financial resources and, therefore, are not reported in the governmental funds.	1,512,728
Revenues not received within the "availability" period are deferred at the fund level and recognized in the statement of activities	16,746
Interest payable on long-term debt does not require current financial resources and therefore, is not reported as a liability in governmental funds.	(13,800)
Long-term liabilities (including bonds, notes and leases payable, compensated absences liability and the other postemployment benefit liability) are not due and payable in the current period and, therefore are not reported in the governmental funds. This is the amount of the long-term liabilities	(803,702)
<b>NET POSITION OF GOVERNMENTAL ACTIVITIES</b>	<b><u>\$ 3,742,518</u></b>

The accompanying notes are an integral part of these financial statements

**CITY OF EAGLE LAKE, FLORIDA**Statement of Revenues, Expenditures and Changes in Fund Balances – Governmental Funds  
for the year ended September 30, 2020

	General Fund	Community Redevelopment Agency	Total
<b>REVENUES:</b>			
Taxes	\$ 1,246,182	\$ 59,311	\$ 1,305,493
Licenses and permits	75,544	-	75,544
Intergovernmental revenue	408,921	-	408,921
Charges for services	126,890	-	126,890
Fines and forfeitures	6,509	-	6,509
Other	207,780	341	208,121
Total revenues	2,071,826	59,652	2,131,478
<b>EXPENDITURES:</b>			
Current:			
General government	505,873	-	505,873
Public safety	596,248	-	596,248
Economic environment	-	29,861	29,861
Transportation	102,807	-	102,807
Culture/recreation	277,391	-	277,391
Capital outlay	257,307	-	257,307
Debt service			
Principal	65,000	-	65,000
Interest	30,375	-	30,375
Total expenditures	1,835,001	29,861	1,864,862
<b>EXCESS (DEFICIENCY) OF REVENUES OVER EXPENDITURES</b>	236,825	29,791	266,616
<b>OTHER FINANCING SOURCES (USES)</b>			
Transfers in	106,205	-	106,205
<b>TOTAL OTHER FINANCING SOURCES (USES)</b>	106,205	-	106,205
<b>NET CHANGE IN FUND BALANCE</b>	343,030	29,791	372,821
<b>FUND BALANCE, beginning of year</b>	2,557,002	100,723	2,657,725
<b>FUND BALANCE, end of year</b>	\$ 2,900,032	\$ 130,514	\$ 3,030,546

The accompanying notes are an integral part of these financial statements

**CITY OF EAGLE LAKE, FLORIDA****Reconciliation of The Statement of Revenues, Expenditures and Changes in Fund Balances of Governmental Funds to the Statement of Activities**for the year ended September 30, 2020

---

**Amounts reported for governmental activities in the statement of net activities are different because:**

<b>NET CHANGE IN FUND BALANCES - TOTAL GOVERNMENTAL FUNDS</b>	<b>\$ 372,821</b>
Governmental funds report capital outlay as expenditures. However, in the statement of activities, the cost of these assets is allocated over their estimated useful lives and reported as depreciation expense.	
This is the amount of capital assets recorded in the current period.	252,346
This is the amount of depreciation recorded in the current period.	(91,313)
Revenue not received within the "availability" period are not reported as revenues at the fund level and are recognized as revenue in the statement of activities.	
This represents the change caused by the "availability" criterion	16,746
Long-term obligations including bonds and notes payable, compensated absences and the other postemployment benefits liabilities are reported as liabilities in the government-wide statement of net position but are not reported as liabilities in the governmental funds because they do not require the use of current financial resources:	
This is the repayment of long-term debt principal reported as expenditures in governmental funds.	65,000
This is the change in accrued interest payable on long-term debt.	1,200
This is the change in accrued compensated absences during the year.	(6,514)
This is the change in the total other postemployment benefit liability during the year.	1,463
<b>CHANGE IN NET POSITION OF GOVERNMENTAL ACTIVITIES</b>	<b><u>\$ 611,749</u></b>

The accompanying notes are an integral part of these financial statements

**CITY OF EAGLE LAKE, FLORIDA**

## Statement of Net Position – Proprietary Fund

September 30, 2020

	<b>Enterprise Fund</b>
<b>ASSETS</b>	
Current assets:	
Cash and cash equivalents	\$ 1,244,728
Receivables:	
Customers, net	220,821
Inventory	10,749
Due from general fund	10,422
Total current assets	<u>1,486,720</u>
Noncurrent assets:	
Restricted assets:	
Cash and cash equivalents	1,709,250
Capital assets:	
Non-depreciable	28,527
Depreciable, net	5,146,311
Total noncurrent assets	<u>6,884,088</u>
<b>TOTAL ASSETS</b>	<u>8,370,808</u>
<b>LIABILITIES</b>	
Current liabilities:	
Accounts payable	54,076
Accrued wages	11,635
Bonds and notes payable, current	140,853
Total current liabilities	<u>206,564</u>
Noncurrent liabilities:	
Liabilities payable from restricted assets:	
Customer deposits	249,817
Interest payable	13,455
Due to other governments	71,820
Compensated absences	78,172
Post employment obligation payable	35,933
Bonds and notes payable, noncurrent portion	1,337,180
Total noncurrent liabilities	<u>1,786,377</u>
<b>TOTAL LIABILITIES</b>	<u>1,992,941</u>
<b>NET POSITION</b>	
Net investment in capital assets	3,696,805
Restricted for:	
Water system improvements (expendable)	673,874
Wastewater system improvements (expendable)	466,661
Stormwater management (expendable)	195,054
Revenue bond retirement (expendable)	110,389
Unrestricted	1,235,084
<b>TOTAL NET POSITION</b>	<u>\$ 6,377,867</u>

The accompanying notes are an integral part of these financial statements

**CITY OF EAGLE LAKE, FLORIDA**Statement of Revenues, Expenses and Changes in Fund Net Position – Proprietary Fund  
for the year ended September 30, 2020

	<b>Enterprise Fund</b>
<b>OPERATING REVENUES:</b>	
Charges for services	
Water and wastewater customer user fees	\$ 1,505,714
Sanitation customer user fees	446,954
Stormwater customer user fees	62,076
Total charges for services	2,014,744
Total operating revenues	2,014,744
<b>OPERATING EXPENSES:</b>	
Personnel services	392,831
Operating expenses	724,236
Depreciation	247,979
Total operating expenses	1,365,046
<b>OPERATING INCOME (LOSS)</b>	649,698
<b>NONOPERATING REVENUE (EXPENSE)</b>	
Interest revenue	4,097
Interest expense	(48,293)
Other, net	4,577
Total nonoperating revenues (expense)	(39,619)
<b>INCOME BEFORE CONTRIBUTIONS AND TRANSFERS</b>	610,079
<b>CAPITAL CONTRIBUTIONS</b>	
Impact fees	163,125
Total capital contributions	163,125
<b>TRANSFERS IN (OUT)</b>	(106,205)
<b>CHANGE IN NET POSITION</b>	666,999
<b>NET POSITION, beginning of year</b>	5,710,868
<b>NET POSITION, end of year</b>	\$ 6,377,867

The accompanying notes are an integral part of these financial statements

**CITY OF EAGLE LAKE, FLORIDA**Statement of Cash Flows - Proprietary Funds  
for the year ended September 30, 2020

	<b>Enterprise Fund</b>
<b>CASH FLOWS FROM OPERATING ACTIVITIES:</b>	
Receipts from customers	\$ 2,015,034
Payments to suppliers	(818,802)
Payments for salaries and benefits	(377,582)
Net cash flows from operating activities	818,650
<b>CASH FLOWS FROM NONCAPITAL FINANCING ACTIVITIES:</b>	
Transfers (to) from other funds, net of change in due to/from	(103,951)
Net cash flows from noncapital financing activities	(103,951)
<b>CASH FLOWS FROM CAPITAL AND RELATED FINANCING ACTIVITIES:</b>	
Acquisition and construction of capital assets, net of related payables	(89,833)
Principal paid on notes, bonds and lease obligations	(137,119)
Interest paid on borrowings and other debt costs	(49,043)
Capital contributions and impact fees received, net of change in related receivables	163,125
Net cash flows from capital and related financing activities	(112,870)
<b>CASH FLOWS FROM INVESTING ACTIVITIES</b>	
Interest on invested funds	4,097
Other nonoperating payments	4,577
Net cash flows from investing activities	8,674
<b>NET INCREASE (DECREASE) IN CASH AND CASH EQUIVALENTS</b>	610,503
<b>CASH AND CASH EQUIVALENTS, beginning of year</b>	2,343,475
<b>CASH AND CASH EQUIVALENTS, end of year</b>	\$ 2,953,978
<b>As shown in the Accompanying Financial Statements</b>	
Equity in pooled cash and cash equivalents	\$ 1,244,728
Restricted equity in pooled cash and cash equivalents	1,709,250
<b>Total cash and cash equivalents</b>	\$ 2,953,978
<b>Noncash financing and investing activities:</b>	
None	\$ -

Continued...

The accompanying notes are an integral part of these financial statements

**CITY OF EAGLE LAKE, FLORIDA**

Statement of Cash Flows - Proprietary Funds - Concluded  
for the year ended September 30, 2020

---

**Reconciliation of operating income (loss) to net cash  
provided (used) by operating activities:**

Operating income (loss)	\$	649,698
Adjustments to reconcile operating income to net cash provided (used) by operating activities:		
Depreciation expense		247,979
(Increase) decrease in accounts receivable		(16,034)
Increase (decrease) in accounts payable		(94,566)
Increase (decrease) in customer deposits		16,324
Increase (decrease) in accrued wages and compensated absences		16,163
Increase (decrease) in the other postemployment benefit obligation		(914)
Net cash flows from operating activities	\$	<u>818,650</u>

The accompanying notes are an integral part of these financial statements

## NOTE 1 - SUMMARY OF SIGNIFICANT ACCOUNTING POLICIES

The City's financial statements are prepared in accordance with generally accepted accounting principles (GAAP). The Governmental Accounting Standards Board (GASB) is responsible for establishing GAAP for state and local governments through its statements (GASBS) and Interpretations (GASBI). The more significant accounting policies established in GAAP and used by the City are discussed below.

### REPORTING ENTITY

The City of Eagle Lake, Florida (the "City") is a Municipal Corporation incorporated in 1921 by Chapter 8943, Laws of Florida. The Corporation operates under a charter form of government created by an unnumbered City Ordinance dated November 11, 1975, and most recently recodified and readopted by Ordinance No. 596 in 1978 and again in 1993 by Ordinance No. 93-7. The City is governed by a board of five elected commissioners. These financial statements include all of the funds, organizations, agencies, and departments of the City (the "primary government") and any "legally separate entities ("component units") required by generally accepted accounting principles to be included in the reporting entity.

The accompanying financial statements present the City's primary government and component units over which the City exercises significant influence. Criteria for determining if other entities are potential component units of the City which should be reported with the City's basic financial statements are identified and described in the GASB Codification of Governmental Accounting and Financial Reporting Standards. The application of these criteria provides for identification of any entities for which the City is financially accountable and other organizations for which the nature and significance of their relationship with the City are such that exclusion would cause the City's basic financial statements to be misleading or incomplete. A blended component unit, although legally separate, is in substance part of the City's operations and presented in the financial statements as "blended" components. Blending refers to the fact that the component unit's funds are combined with those of the primary government for financial reporting purposes.

Based on these criteria, the entity included as a blended component unit of the primary government is the Eagle Lake Community Redevelopment Agency ("CRA"), created by Ordinance 00-06, because the CRA exclusively benefits the primary government. The CRA does not issue a separately audited Component Unit Financial Statement (CUFS).

The financial reporting entity does not include the assets of the employee defined contribution pension plans, which were determined not to be assets of the City.

### BASIS OF PRESENTATION

The basic financial statements consist of the government-wide financial statements and fund financial statements.

**Government-wide Financial Statements** - The required government-wide financial statements are the Statement of Net Position and the Statement of Activities, which report information on all of the nonfiduciary activities of the City. The effects of interfund activity have been removed from these statements. The City has no fiduciary funds, however, if it did, they would be excluded from the government-wide financial statements since by definition these assets are being held for the benefit of a third party and cannot be used to fund activities or obligations of the government.

**NOTE 1 - SUMMARY OF SIGNIFICANT ACCOUNTING POLICIES (cont...)**

**BASIS OF PRESENTATION (cont....)**

Governmental activities, which normally are supported by taxes and intergovernmental revenues, are reported separately from Business-type activities, which rely to a significant extent on fees and charges for support.

The Statement of Activities demonstrates the degree to which the direct expenses of a given function or segment are offset by program revenues. Direct expenses are those that are clearly identifiable with a specific function or segment, including depreciation. The City does not allocate the interest expense of governmental fund debt or indirect costs such as finance, personnel, legal, etc. Program revenues include 1) charges to customers or applicants who purchase, use, or directly benefit from goods, services, or privileges provided by a given function or segment, and 2) grants and contributions that are restricted to meeting the operational or capital requirements of a particular function or segment. Taxes and other items not properly included among program revenues are reported instead as general revenues.

**Fund Financial Statements** - The financial transactions of the City are recorded in individual funds. Each fund is accounted for by providing a separate set of self-balancing accounts that comprises its assets, liabilities, fund balances, revenues and expenditures/expenses. The emphasis in fund financial statements is on the major funds in either the governmental or business-type activities categories. Major individual governmental funds and major individual enterprise funds are reported as separate columns in the fund financial statements. GASB Cod. Sec 2200 sets forth minimum criteria (percentage of the assets, liabilities, revenues or expenditures/expenses of either fund category or the governmental and enterprise combined) for the determination of major funds. Non-major funds by category are summarized into a single column. Due to the City's fund structure, there were no non-major funds. The various funds are reported by type within the financial statements.

Funds are classified into three categories: governmental, proprietary and fiduciary. The funds used by the City are as follows:

**Governmental Funds** - The focus of the governmental funds' measurement (in the fund statements) is upon determination of financial position and changes in financial position (sources, uses, and balances of financial resources) rather than upon net income. The following is a description of the governmental funds of the City;

- **General Fund** is the general operating fund of the City. It is used to account for all financial resources except those required to be accounted for in another fund.
- **Eagle Lake Community Redevelopment Agency** (the "CRA") was created by City Ordinance No. 00-06 pursuant to Florida Statutes Chapter 163. Due to its profile in the community, the City electively added the Eagle Lake CRA as a major fund. The CRA has the power to levy taxes or appropriate funds to preserve and enhance the downtown Eagle Lake area. The CRA receives the incremental ad valorem taxes generated in future years by the increase in property values in the redevelopment area. The CRA's property taxes are levied under the taxing authority of the City and are included as part of the City's total tax levy. The City commission also serves as the CRA's Board of Directors along with two additional appointed board members.

**NOTE 1 - SUMMARY OF SIGNIFICANT ACCOUNTING POLICIES (cont...)**

**BASIS OF PRESENTATION (concluded)**

**Proprietary Funds** - The focus of proprietary fund measurement is upon determination of operating income, changes in net position, overall financial position, and cash flows. The generally accepted accounting principles applicable are those similar to businesses in the private sector. The following is a description of the proprietary funds of the City:

- **Enterprise funds** are required to be used to account for operations for which a fee is charged to external users for goods or services and the activity (a) is financed with debt that is solely secured by a pledge of the net revenues, (b) has third party requirements that the cost of providing services, including capital costs, be recovered with fees and charges, or (c) establishes fees and charges based on a pricing policy designed to recover similar costs. The City has one Enterprise Fund which accounts for the activities associated with providing potable water, sanitary sewer/wastewater collection, stormwater management and sanitation services to area residents.

**BASIS OF ACCOUNTING AND MEASUREMENT FOCUS**

The government-wide financial statements and the proprietary fund financial statements reported using the *economic resources measurement focus* and the *accrual basis of accounting*. Revenues are recorded when earned and expenses recorded when a liability is incurred, regardless of the timing of related cash flows. Grants and similar items are recognized as revenue as soon as all eligibility requirements imposed by the provider have been met.

Governmental fund financial statements are reported using the *current financial resources measurement focus* and the *modified accrual basis of accounting*. Revenues are recognized as soon as they are both measurable and available. Revenues are considered to be *available* when they are collectible within 60 days of the end of the current fiscal period. Expenditures generally are recorded when a liability is incurred, as under accrual accounting. However, debt service expenditures, as well as expenditures related to compensated absences, and claims and judgments, are recorded only when payment is due. General capital asset acquisitions are reported as expenditures in governmental funds. Issuance of long-term debt and acquisition under capital leases are reported as other financing sources.

Property taxes are recognized as revenues in the year for which they are levied. Franchise and public service taxes and interest associated with the current fiscal period are all considered to be susceptible to accrual as revenue of the current period.

Expenditure-driven grants are recognized as revenue when the qualifying expenditures have been incurred and all other eligibility requirements have been met, and the amount is received during the period or within the availability period for this revenue source (within 60 days of year-end). All other revenue items are considered to be measurable and available only when cash is received by the government.

**NOTE 1 - SUMMARY OF SIGNIFICANT ACCOUNTING POLICIES (cont...)**

**BASIS OF ACCOUNTING AND MEASUREMENT FOCUS (concluded)**

Imposed nonexchange resources (property taxes, fines) are reported as deferred inflows if received before the tax is levied or before the date when use is first permitted. Government mandated nonexchange transactions and voluntary nonexchange transactions are reported as liabilities until the eligibility requirements (excluding time requirements) are met and as deferred inflows if received before time requirements are met and all other eligibility requirements have been satisfied.

Proprietary fund operating revenues generally result from producing or providing goods and services related to sanitation, water and wastewater services and stormwater management. Operating expenses for these operations include all costs related to providing the service or product. These costs include billing and collection, personnel and purchased services, repairs and maintenance, depreciation, materials and supplies, and other expenses directly related to costs of services. All other revenue and expenses not meeting these definitions are reported as nonoperating revenues and expenses.

**CASH AND CASH EQUIVALENTS**

The financial caption "cash and cash equivalents" includes all bank demand deposits, certificates of deposit, money-market and savings accounts and all short-term, highly liquid investments that are both readily convertible to known amounts of cash and have an original maturity of three months or less when purchased. At September 30, 2020, all of the City's cash and investments met this definition.

**RESTRICTED CASH AND CASH EQUIVALENTS**

Include cash and cash equivalents that are legally restricted to specific uses by external parties or enabling legislation. The City generally uses restricted resources first when an expense is incurred for which both restricted and unrestricted resources are available.

**RECEIVABLES**

The City accrues the unbilled service of its enterprise fund which represents the estimated value of service from the last billing date to year end and totaled \$52,421 at September 30, 2020. A reserve for doubtful accounts is maintained in the enterprise fund equal to the value of the utility customer receivables that are not expected to be collected. As of September 30, 2020, such reserves totaled \$7,764.

**INTERFUND BALANCES**

To the extent any current interfund balances exist, management anticipates that they will be settled in cash as opposed to a permanent transfer.

**INVENTORY**

Enterprise fund inventories are valued at the lower of cost or market determined on a first-in, first-out basis.

**NOTE 1 - SUMMARY OF SIGNIFICANT ACCOUNTING POLICIES (cont...)****PREPAID ITEMS**

Certain payments to vendors reflect costs applicable to future accounting periods and are recorded as prepaid items in both the government-wide and fund financial statements. The Cost of prepaid items is recorded as expenditures/expenses when consumed rather than when purchased.

**CAPITAL ASSETS**

Capital assets, which include property, plant, equipment, and infrastructure assets (e.g., utility systems and roads), are reported in the applicable governmental or business-type activities columns in the government-wide financial statements. Capital assets are defined by the City as assets with an initial estimated useful life in excess of one year and individual cost of more than \$1,000. Such assets are recorded at historical cost or estimated historical cost if purchased or constructed. The costs of normal maintenance and repairs that do not add to the value of the asset or materially extend assets lives are not capitalized.

In the fund financial statements, capital assets used in governmental fund operations are accounted for as capital outlay expenditures of the governmental fund upon acquisition. Capital assets used in proprietary fund operations are accounted for the same as in the government-wide statements.

Donated assets are recorded at acquisition cost. Depreciation of exhaustible fixed assets used by these funds is charged as an expense against operations and, accumulated depreciation is reported on the statement of net position of the funds in which the assets are capitalized. Depreciation has been provided over the estimated useful life of each asset using the straight-line method. The range of estimated useful lives of capital assets are:

<u>Asset Type</u>	<u>Years</u>
Buildings and improvements	20-40
Utility plant in service	38-49
Machinery and equipment	3-15
Infrastructure	20-30

**INTEREST COSTS**

Interest costs are capitalized when incurred on debt when the proceeds of which were used to finance the construction of enterprise fund capital assets. Interest earned on proceeds of tax-exempt borrowing arrangements restricted to the acquisition of qualifying assets is offset against interest costs in determining the amount to be capitalized. No interest cost was capitalized for the year ended September 30, 2020.

**DEFERRED OUTFLOWS/INFLOWS OF RESOURCES**

In addition to assets, the statement of net position will sometimes report a separate section for deferred outflows of resources. This separate financial statement element, *deferred outflows of resources*, represents a consumption of net position that applies to a future period(s) and will *not* be recognized as an outflow of resources (expense/expenditure) until that time.

**NOTE 1 - SUMMARY OF SIGNIFICANT ACCOUNTING POLICIES (cont...)**

**DEFERRED OUTFLOWS/INFLOWS OF RESOURCES (concluded)**

In addition to liabilities, the statement of net position will sometimes report a section for deferred inflows of resources. This separate financial statement element, *deferred inflows of resources*, represents an acquisition of net position that applied to a future period(s) and so will *not* be recognized as an inflow of resources (revenue) until that time.

**LONG-TERM OBLIGATIONS**

In the government-wide financial statements and proprietary fund financial statements, long-term debt and other long-term obligations are reported as liabilities in the applicable governmental activities, business-type activities, or proprietary fund type statement of net position. Bond premiums and discounts are deferred and amortized over the life of the bonds using the bonds outstanding method. Debt issuance costs are reported as an expense in the period incurred. Bond premiums and discounts are reported, net of amortization, in the related debt balances shown in the financial statements. For current refundings and advance refundings resulting in defeasance of debt reported by governmental activities, business-type activities, and proprietary funds, the difference between the reacquisition price and the net carrying amount of the old debt is reported as a deferred outflow of resources or a deferred inflow of resources and recognized as a component of interest expense over the remaining life of the old debt or the life of the new debt, whichever is the shorter. Long-term debt for governmental funds is not reported as liabilities in the fund financial statements; rather the debt proceeds are reported as other financing sources and payments of principal and interest are reported as expenditures.

**COMPENSATED ABSENCES**

Employees accumulate vacation days ranging from 6 to 20 days per year to a maximum total of 30 days (15 days for permanent part-time employees). Accrued vacation is paid by the City upon retirement or termination at the employee's current hourly rate of pay. Accrued vacation paid upon the death of an active employee is not subject to the 15 or 30 day maximum.

Employees accumulate sick days ranging from 6 to 12 days per year without limitation. The City pays accrued sick leave to employees retiring or terminating with continuous service of at least two years at 25 percent to 50 percent of accrued sick leave depending on their years of service up to a maximum of 800 paid hours for employees hired prior to September 25, 2006 and 400 paid hours for employees hired thereafter.

**INTERFUND TRANSFERS**

Interfund transactions are reflected as either loans, services provided, reimbursements or transfers. Loans are reported as receivables and payables as appropriate, are subject to elimination upon consolidation and are referred to as either "due to/from other funds". Any residual balances outstanding between the governmental activities and the business-type activities are reported in the government-wide financial statements as "internal balances".

Services provided, deemed to be at market or near market rates, are treated as revenues and expenditures/expenses. Reimbursements are when one fund incurs a cost, charges the appropriate benefiting fund and reduces its related cost as a reimbursement. All other interfund transactions are treated as transfers. Transfers between governmental and proprietary funds are netted as part of the reconciliation to the government-wide presentation.

**NOTE 1 - SUMMARY OF SIGNIFICANT ACCOUNTING POLICIES (cont...)**

**CONNECTION FEES AND IMPACT FEES**

Water and wastewater connection fees represent reimbursement of the costs incurred to perform the connection of the respective utilities and are recorded as operating revenue when received. Impact fees, which are not considered connection fees since they substantially exceed the cost of connection, are recorded as capital contributions when received. Prepaid impact fees received, which reserve capacity in the City's future water or wastewater facilities, are deferred and reported as capital contributions when the requirements of the developer agreements are met by the City.

**EQUITY CLASSIFICATIONS**

**Government-wide Statements** - The difference between (a) assets and deferred outflows of resources and (b) liabilities and deferred inflows of resources is classified as net position and displayed in three components:

- a) *Net investment in capital assets* - Consists of capital assets including restricted capital assets, net of accumulated depreciation and reduced by the outstanding balances of any bonds, mortgages, notes, or other borrowings that are attributable to the acquisition, construction, or improvement of those assets.
- b) *Restricted net position* - Consists of restricted assets reduced by liabilities related to those assets. Net position is reported as restricted only when restricted by outside parties or enabling legislation.
- c) *Unrestricted net position* - Consists of the net amount of the assets, deferred outflows of resources, liabilities, and deferred inflows of resources that are not included in the determination of net investment in capital assets or the restricted component of net position.

When both restricted and unrestricted net position is available for use, it is the City's policy to use restricted net position first, and then unrestricted net position as they are needed.

**Fund Statements** - The governmental fund financial statements present fund balances based on classifications that comprise a hierarchy that is based primarily on the extent to which the City is bound to honor the constraints on the specific purposes for which amounts in those funds can be spent. Spendable resources are to be shown as restricted, committed, assigned and unassigned as considered appropriate in the City's circumstances. The following classifications describe the relative strength of the spending constraints:

- a) *Nonspendable* - amounts that cannot be spent either because they are in nonspendable form or because they are legally or contractually required to be maintained intact. These amounts also include long-term interfund receivables.
- b) *Restricted* - amounts that can be spent only for specific purposes stipulated by (a) external resource providers such as creditors (by debt covenants), grantors, contributors, or laws or regulations of other governments; or (b) imposed by law through constitutional provisions or enabling legislation.

**NOTE 1 - SUMMARY OF SIGNIFICANT ACCOUNTING POLICIES** (concluded)

**EQUITY CLASSIFICATIONS** (concluded)

- c) *Committed* - amounts constrained to specific purposes by formal action (ordinance) of the City using its highest level of decision-making authority (the City Commission). To be reported as committed, amounts cannot be used for any other purpose unless the City Commission takes the same highest-level action (ordinance) to remove or change the constraint.
- d) *Assigned* - amounts that are constrained by the City's intent to be used for a specific purpose but are neither restricted nor committed. This intent can be expressed by the City Commission or through the City Commission delegating this responsibility to the City Manager through the budgetary process. The City Commission has not established a formal policy regarding authorization to assign fund balance amounts for a specific purpose.
- e) *Unassigned* - all other spendable amounts.

The City uses restricted fund balances first, followed by committed resources, and then assigned resources, as appropriate opportunities arise, but reserves the right to selectively spend unassigned resources first to defer the use of these other classified funds.

**USE OF ESTIMATES**

The preparation of the basic financial statements in conformity with generally accepted accounting principles, as applicable to government entities, requires management to make use of estimates that affect the reported amounts in the basic financial statements. Actual results could differ from estimates.

**NOTE 2 - PROPERTY TAX CALENDAR**

Under Florida Law, the assessment of all properties and the collection of all county, municipal and school board property taxes are consolidated in the offices of the County Property Appraiser and County Tax Collector. The tax levy of the City is established by the City commission prior to October 1 of each year and the Polk County Property Appraiser incorporates the millages into the total tax levy, which includes the municipalities, the County, independent districts and the County School Board tax requirements. State statutes permit cities to levy property taxes at a rate of up to 10 mills. The City's millage rate in effect for the fiscal year ended September 30, 2020 was 7.6516.

All taxes are due and payable on November 1 (levy date) of each year and unpaid taxes become delinquent on April 1 following the year in which they are assessed. Discounts are allowed for early payment as follows: 4% in November, 3% in December, 2% in January, 1% in February. The taxes paid in March are without discount. Delinquent taxes on real and personal property bear interest of 18% per year. On or prior to June 1 following the tax year, certificates are sold for all delinquent taxes on real property.

### NOTE 3 - BUDGETARY LAW AND PRACTICE

The budget is adopted by Ordinance on a City-wide basis for all City funds on or before October 1 of each year as required by State Statute. City Ordinance establishes the legal level of budgetary control at the individual fund level. Expenditures may not exceed appropriations at this level. Within these control levels, management may transfer appropriations subject to notification of the City commission; however, any revisions that alter the total expenditure of any fund must be approved by Ordinance. Budgets for all funds are adopted on the basis of cash receipts and disbursements which differs from the basis used for financial reporting purposes. These differences are usually not significant for the governmental funds, however they are for the enterprise fund as the budget includes capital outlay and debt principal repayments as expenses and does not include depreciation.

During the year and subsequent to year-end, the City Commission may adopt an amended budget approving such additional expenditures/expenses. A budgetary comparison schedule is presented as required supplementary information for the general fund and the community redevelopment agency special revenue fund.

All final budget amounts presented in the accompanying supplementary information have been adjusted for legally authorized amendments.

### NOTE 4 - STEWARDSHIP, COMPLIANCE AND ACCOUNTABILITY

*Compliance with Finance Related Legal and Contractual Provisions* - the City had no material violations of finance related legal and contractual provisions.

*Deficit Fund Balance or Net Position of Individual Funds* - As of September 30, 2020, no individual fund had a deficit fund balance or net position deficit.

*Excess of Expenditures Over Budget Appropriations in Individual Funds* - For the year ended September 30, 2020, no budgetary fund had an excess of expenditures over appropriations.

**NOTE 5 - DEPOSITS AND INVESTMENTS**

At September 30, 2020, the carrying amount of the City's deposits and investments is summarized below:

**Cash and cash equivalents:**

Cash on hand	\$ 15,529
Cash deposits in financial institutions:	
Insured or fully collateralized bank deposits	5,924,675
Total cash and cash equivalents	<u>\$ 5,940,204</u>

**Investments:**

None	<u>\$ -</u>
------	-------------

**DEPOSITS IN FINANCIAL INSTITUTIONS**

All of the City's public deposits are held in qualified public depositories pursuant to Florida Statutes, Chapter 280. Qualified public depositories are required to pledge collateral to the Chief Financial Officer, State of Florida ("CFO") with a market value equal to 50% of the average daily balance of all public deposits in excess of any federal deposit insurance. In addition, to the extent that total public deposits exceed the total amount of the regulatory capital accounts of a bank or the regulatory net worth of a savings association, the required collateral shall have a market value equal to 125% of the deposits. In event of default by a qualified public depository, all claims for public deposits would be satisfied by the CFO from the proceeds of federal deposit insurance, pledged collateral of the public depository in default and, if necessary, a pro rata assessment to the other qualified public depositories in the collateral pool. Therefore, all cash and time deposits held by banks are considered fully insured or collateralized.

**INVESTMENTS**

The types of investments in which the City may invest are governed by State Statutes and City Policy. According to State Statutes, the City is authorized to invest in the following instruments: Local Government Surplus Funds Trust Fund, or any intergovernmental investment pool authorized through the Florida Interlocal Cooperation Act; S.E.C. registered money market funds with the highest credit quality rating from a nationally recognized rating agency; interest-bearing time deposits and savings accounts in qualified public depositories or direct obligations of the U.S. Treasury.

**NOTE 6 - CAPITAL ASSETS**

Capital assets activity for the year ended September 30, 2020, was as follows:

	Balance October 1, 2019	Increases	Decreases	Balance September 30, 2020
<b><u>Governmental Activities:</u></b>				
<b>Capital assets, not being depreciated:</b>				
Land	\$ 259,714	\$ -	\$ -	\$ 259,714
Construction in process	-	540	-	540
Total capital assets, not being depreciated	259,714	540	-	260,254
<b>Capital assets, being depreciated:</b>				
Buildings and improvements	2,957,181	-	-	2,957,181
Equipment	248,833	16,889	(2,225)	263,497
Infrastructure	253,999	234,917	-	488,916
Total capital assets, being depreciated	3,460,013	251,806	(2,225)	3,709,594
Less accumulated depreciation for:				
Buildings and improvements	(2,144,840)	(68,207)	-	(2,213,047)
Equipment	(160,940)	(14,558)	2,225	(173,273)
Infrastructure:	(62,252)	(8,548)	-	(70,800)
Total accumulated depreciation	(2,368,032)	(91,313)	2,225	(2,457,120)
Total capital assets being depreciated, net	1,091,981	160,493	-	1,252,474
Governmental activities capital assets, net	\$ 1,351,695	\$ 161,033	\$ -	\$ 1,512,728
<b><u>Business-type activities:</u></b>				
<b>Capital assets, not being depreciated:</b>				
Land	\$ 28,527	\$ -	\$ -	\$ 28,527
Total capital assets, not being depreciated	28,527	-	-	28,527
<b>Capital assets, being depreciated:</b>				
Buildings, utility plant and improvements	9,959,342	-	-	9,959,342
Equipment	487,837	89,833	(1,800)	575,870
Total capital assets, being depreciated	10,447,179	89,833	(1,800)	10,535,212
Less accumulated depreciation for:				
Buildings, utility plant and improvements	(4,834,889)	(209,882)	-	(5,044,771)
Equipment	(307,833)	(38,097)	1,800	(344,130)
Total accumulated depreciation	(5,142,722)	(247,979)	1,800	(5,388,901)
Total capital assets being depreciated, net	5,304,457	(158,146)	-	5,146,311
Business-type activities capital assets, net	\$ 5,332,984	\$ (158,146)	\$ -	\$ 5,174,838

**NOTE 6 - CAPITAL ASSETS** (concluded)

Depreciation expense was charged to the following programs and functions:

Governmental Activities:

General government	\$	44,346
Law enforcement		3,431
Streets		16,405
Library		390
Parks and recreation		<u>26,741</u>
Total depreciation expense - governmental activities	\$	<u>91,313</u>

Business-type Activities:

Water	\$	89,457
Wastewater		104,217
Stormwater		<u>54,305</u>
Total depreciation expense - business-type activities	\$	<u>247,979</u>

**NOTE 7 - LONG-TERM OBLIGATIONS**

The following is a summary of changes in long-term obligations for the year ended September 30, 2020:

	Balance October 1, 2019	Increases	Decreases	Balance September 30, 2020	Amounts Due within One Year
<b><u>Governmental Activities:</u></b>					
<b>Long-term debt:</b>					
Revenue bonds:					
Public Improvements, Series 2010	\$ 750,000	\$ -	\$ (65,000)	\$ 685,000	\$ 65,000
Total long-term debt	750,000	-	(65,000)	685,000	65,000
<b>Other liabilities:</b>					
Other postemployment benefits	51,586	-	(1,463)	50,123	-
Compensated absences	62,065	47,123	(40,609)	68,579	-
Total other liabilities	113,651	47,123	(42,072)	118,702	-
Total long-term obligations	\$ 863,651	\$ 47,123	\$ (107,072)	803,702	\$ 65,000
Less amounts due in one year				(65,000)	
Total noncurrent obligations due in more than one year				\$ 738,702	
<b><u>Business-type Activities:</u></b>					
<b>Long-term debt:</b>					
Bonds and notes payable:					
CS12090401P installment note to DEP	\$ 588,287	\$ -	\$ (101,161)	\$ 487,126	\$ 103,665
Water System Revenue Bonds, Series 2007	500,892	-	(10,260)	490,632	10,696
Water System Revenue Bonds, Series 2010	124,637	-	(19,148)	105,489	19,770
Wastewater System Revenue Bonds, Series 2015	401,336	-	(6,550)	394,786	6,722
Total long-term debt	1,615,152	-	(137,119)	1,478,033	140,853
<b>Other liabilities:</b>					
Other postemployment benefits	36,847	-	(914)	35,933	-
Compensated absences	65,511	29,669	(17,008)	78,172	-
Prepaid impact fees due to City of Bartow, Florida	71,820	-	-	71,820	-
Total other liabilities	174,178	29,669	(17,922)	185,925	-
Total long-term obligations	\$ 1,789,330	\$ 29,669	\$ (155,041)	1,663,958	\$ 140,853
Less amounts due in one year				(140,853)	
Total noncurrent obligations due in more than one year				\$ 1,523,105	

**Notes to Long-Term Obligations Table**

Long term liabilities, including accumulated compensated absences are typically liquidated by the individual fund to which the liability is directly associated.

All the City's long-term debt arose through direct borrowings or direct placements.

**NOTE 7 - LONG-TERM OBLIGATIONS (cont...)**

**Governmental Activities:**

- The 2010 Public Improvement Revenue Bonds are secured by all of the non advalorem revenues of the City. The bonds are payable semi-annually as to interest on October 1 and April 1 and annually on April 1 as to principal. The bonds have an effective interest of 4% with a final payment due April 1, 2029. The bonds were issued to refund the Series 1999 Public Improvement Revenue Bonds.

In the event of default, the bond holders have the right to take whatever action necessary to collect the amounts due and may, upon written notice, declare the outstanding principal and accrued interest to be due and payable immediately.

The City was in compliance with all significant requirements of the bond resolution as of September 30, 2020.

**Business-Type Activities:**

- The 2001 State of Florida Department of Environmental Protection Revolving Fund Water and Sewer Revenue Certificates (CS 12090401P) are secured by water and wastewater revenues and were used to fund the construction of collection and transmission facilities of the City's wastewater system. The loan is payable semiannually with principal and interest payments due on January 15 and July 15. The loan bears interest at a weighted average rate of 2.453% with a final maturity of January 15, 2025. The loan agreement requires that funds be deposited into a sinking fund monthly at amounts which will fully fund the next succeeding principal and interest payments when due.

In the event of default and subject to the rights of superior liens on the pledged revenues, the lender may request a court to appoint a receiver to manage the water and sewer systems, intercept the delinquent amount from any unobligated funds due to the City under any revenue or tax sharing fund established by the State of Florida, impose a penalty in the amount not to exceed a rate of 18 percent per annum on the amount due, notify financial market credit rating agencies and potential creditors, sue for payment of amounts due and may accelerate the repayment schedule or increase the interest rate on the unpaid principal on the loan to as much as 3.333 times the loan interest rate.

The City was in compliance with all significant requirements of the loan agreement as of September 30, 2020.

- The USDA Rural Utilities Service Series 2007 and Series 2010 Water Revenue Bonds are secured by the net revenues of the water system. The series 2007 bonds bear interest at 4.125% with a final maturity of September 1, 2046. The series 2010 bonds bear interest at 3.250% with a final maturity of September 1, 2025. The 2007 bond proceeds were used to construct extensions and improvements to the water system and the 2010 bond proceeds were used to replace the City's aging water meters. The bonds require the maintenance of sinking, reserve and renewal and replacement funds.

In the event of default, the bond holders have the right to take whatever action necessary to collect the amounts due including the appointment of a receiver to manage the water system.

The City was in compliance with all significant requirements of the loan resolutions as of September 30, 2020.

**NOTE 7 - LONG-TERM OBLIGATIONS** (concluded)

- The USDA Rural Utilities Service Series 2015 Wastewater System Revenue Bonds are secured by the net revenues of the wastewater system. The bonds bear interest at 2.625% with a final maturity of November 19, 2055. The bond proceeds were used for lift station improvements to the wastewater system. The bonds require the maintenance of sinking, reserve and short-lived asset reserve funds.

In the event of default, the bond holders have the right to take whatever action necessary to collect the amounts due including the appointment of a receiver to manage the water system.

The City was in compliance with all significant requirements of the loan resolutions as of September 30, 2020.

- The amount due to City of Bartow, Florida represent the portion of wastewater impact fees paid in advance that are due to the City of Bartow in accordance with their wastewater service agreement with the City of Eagle Lake. In accordance with the agreement, these amounts are due when a utility customer connects to the City's wastewater system and were paid in advance by a property developer in September 2007.

Annual debt service requirements as of September 30, 2020, are as follows:

Fiscal Year Ending	Governmental Activities		Business-type Activities	
	Principal	Interest	Principal	Interest
2021	\$ 65,000	\$ 27,400	\$ 140,853	\$ 46,358
2022	65,000	24,800	144,693	42,518
2023	70,000	22,200	148,641	38,569
2024	75,000	19,400	152,702	34,508
2025	410,000	50,600	99,369	30,333
2026-2030	-	-	112,014	132,942
2031-2035	-	-	134,177	110,779
2036-2040	-	-	160,947	84,009
2041-2045	-	-	193,321	51,635
2046-2050	-	-	97,600	20,785
2051-2055	-	-	77,067	10,149
2056-2060	-	-	16,649	794
Total	<u>\$ 685,000</u>	<u>\$ 144,400</u>	<u>\$ 1,478,033</u>	<u>\$ 603,379</u>

**NOTE 8 - INTERFUND TRANSACTIONS**

Interfund receivables and payables as of September 30, 2020 consisted of:

Receivable Fund	Payable Fund	Amount
Enterprise fund	General fund	\$ 10,422
General fund	Community Redevelopment Fund	27,935

Interfund receivables represent expenditures paid by those funds on behalf of another fund that were not repaid until after year end.

Interfund transfers for the year ended September 30, 2020, consisted of:

Receiving Fund	Paying Fund	Amount
General fund	Enterprise fund	\$ 106,205

The transfer from the enterprise fund to the general fund is the budgeted annual transfer to finance services accounted for in the general fund.

**NOTE 9 - OTHER POSTEMPLOYMENT BENEFITS**

*Plan Description* – The Other Postemployment Benefits Plan (OPEB Plan) is a single employer defined benefit plan administered by the City. The OPEB Plan allows employees who retire and meet retirement eligibility requirements under the City’s defined contribution plan to continue medical insurance coverage as a participant in the City’s health insurance plan.

Pursuant to the provisions of Section 112.0801, Florida Statutes, former employees who retire from the City are eligible to participate in the City’s healthcare and life insurance benefits. The City subsidizes the premium rates paid by retirees by allowing them to participate in the OPEB Plan at reduced or blended group (implicitly subsidized) premium rates for both active and retired employees. These rates provide an implicit subsidy for retirees because, on an actuarial basis, their current and future claims are expected to result in higher costs to the OPEB Plan on average than those of active employees. The City does not offer any explicit subsidies for retiree coverage. The City doesn’t issue a stand-alone report for the OPEB Plan, and the OPEB Plan is not included in the annual report of a public employee retirement system or another entity.

There are currently 13 active plan members and no inactive plan members who are receiving benefits.

*Funding Policy* – OPEB Plan benefits are pursuant to the provisions of Section 112.0801, Florida Statutes. The City has not advance-funded or established a funding methodology for the annual other postemployment benefit (OPEB) costs or the OPEB obligation, and the OPEB Plan is financed on a pay-as-you-go basis.

*Benefits Provided* – The benefits provided are the same as those provided for active employees. Spouses and dependents of eligible retirees are also eligible for medical coverage. All employees of the City who meet the eligibility requirements of the City’s defined contribution plan are eligible to receive postemployment health care benefits. All retiree, spouse and dependent coverage is at the expense of the retiree.

*Total OPEB Liability* – The City’s total OPEB liability was determined by an actuarial valuation as of October 1, 2019 updated to September 30, 2020 (measurement date) using the assumptions below. The actuarial assumptions used in the October 1, 2019 valuation were as follows:

Inflation	2.50%
Salary Increases	2.50%
Discount Rate	2.14%
Initial Trend Rate	7.50%
Ultimate Trend Rate	4.00%
Year to Ultimate Trend Rate	55

For all lives, mortality rates were PubG-2010 Mortality Tables projected to the valuation date using projection scale MP-2019.

*Discount Rate* – The discount rate was based on a high-quality municipal bond rate of 2.14%. The high-quality bond rate was based on the week closest but not later than the measurement date of the S&P Municipal Bond 20 Year High Grade Rate Index as published by S&P Dow Jones Indices. The S&P Municipal Bond 20 Year High Grade Rate Index consists of bonds in the S&P Municipal Bond Index with a maturity of 20 years. Eligible bonds must be rated AA by Standard and Poor’s Ratings Services, Aa2 by Moody’s or AA by Fitch, if there are multiple ratings, the lowest rate is used.

**NOTE 9 - OTHER POSTEMPLOYMENT BENEFITS** (concluded)

*OPEB Expense* – For the year ended September 30, 2020, the City recognized OPEB expense of \$4,694.

*Changes in Total OPEB Liability:*

	<b>Total OPEB Liability</b>
<b>Reporting period ending September 30, 2019</b>	\$ 88,433
<b>Changes for the year:</b>	
Service cost	7,727
Interest	3,494
Differences between expected and actual experience	3,828
Changes of assumptions	(12,605)
Benefit payments	(4,821)
<b>Net changes</b>	<b>(2,377)</b>
<b>Reporting period ending September 30, 2020</b>	<b>\$ 86,056</b>

*Sensitivity of the Total OPEB Liability to changes in the discount rate* - The following presents the total OPEB liability of the City, as well as what the City's total OPEB liability would be if it were calculated using a discount rate that is 1-percentage-point lower or 1-percentage-point higher than the current discount rate:

	<b>1% Decrease (1.14%)</b>	<b>Discount Rate (2.14%)</b>	<b>1% Increase (3.14%)</b>
Total other postemployment benefits liability	\$ 95,493	\$ 86,056	\$ 77,893

*Sensitivity of the Total OPEB Liability to changes in the healthcare cost trend rates* – The following presents the total OPEB liability of the City, as well as what the City's total OPEB liability would be if it were calculated using healthcare cost trend rates that are 1-percentage-point lower or 1-percentage-point higher than the current healthcare cost trend rates:

	<b>1% Decrease (3.00% to 6.50%)</b>	<b>Discount Rate (4.00% to 7.50%)</b>	<b>1% Increase (5.00% to 8.50%)</b>
Total other postemployment benefits liability	\$ 76,582	\$ 86,056	\$ 97,141

**NOTE 10 - DEFINED CONTRIBUTION PENSION PLAN**

The City commission has established by Resolution an Internal Revenue Code Section 457 and a 401(a) defined contribution pension plan covering all full-time employees and permanent part-time employees who have completed one year of employment. The plan trust is administered by the Florida League of Cities, Inc. and the assets of the plans are not considered part of the City's reporting entity. Benefits vest at a rate of 20% per year of service up to 100% vesting upon completion of the sixth year of service. Participation is voluntary, and the employee determines the amount of their contribution. The City contributes seven percent of the employees' compensation regardless of the employee contribution. Most employees of the City were eligible and did participate in the plan during the year ended September 30, 2020. Pension costs are accrued and funded on a current basis and all required contributions for the year were made. Contributions for the fiscal year ended September 30, 2020 totaled \$79,145 which consisted of \$36,590 contributed by employees and \$42,555 contributed by the City. The City's payroll totaled approximately \$658,000 of which pension contributions were provided on approximately \$607,900.

**NOTE 11 - RISK MANAGEMENT**

During the ordinary course of its operations, the City is exposed to various risks of losses related to torts; theft of, damage to, and destruction of assets; errors and omissions, injuries to employees, and natural disasters. The City maintains commercial insurance coverage in amounts management feels is adequate to protect and safeguard the assets of the City. There have been no significant reductions in coverage nor have settlement amounts exceeded the City's coverage during the year ended September 30, 2020 or the previous two fiscal years. In the opinion of the City's management and legal counsel, legal claims and litigation are not anticipated to have material impact on the financial position of the City. The City's workers compensation coverage is provided through a nonassessable, nonprofit, tax-exempt risk sharing pool. Settled claims resulting from these risks have not exceeded insurance coverage.

**NOTE 12 - COMMITMENT AND CONTINGENCIES**

The City participates in several programs that are fully or partially funded by grants received from Federal, state, or county agency sources. Expenditures financed by grants are subject to audit by the appropriate grantor government/agency. If expenditures are disallowed due to non-compliance with grant program regulations, the City may be required to reimburse the grantor government/agency. As of September 30, 2020, the City believes that disallowed expenditures discovered in subsequent audits, if any, will not have a material effect on any of the individual funds or the overall financial position of the City.

**NOTE 13 - SEGMENT INFORMATION FOR ENTERPRISE FUND**

The City has outstanding debt secured by its water and wastewater system revenues. The water and wastewater operations are accounted for in a single enterprise fund along with sanitation and stormwater management. Because many of the assets and liabilities of the enterprise fund are not separately identifiable with any one operating segment (e.g. cash, accounts receivable, accounts payable, etc.), it is not possible to present segment information disclosures for some components of net position, revenues and cash flows. Segment financial information that can be separately identified for the water and wastewater system operations as of and for the year ended September 30, 2020, is presented below:

	Water System	Wastewater System	Combined Water & Wastewater System
<b>Condensed statement of revenues, expenses and changes in net position:</b>			
Operating revenues	\$ 732,412	\$ 773,302	\$ 1,505,714
Operating expenses	(408,610)	(406,439)	(815,049)
Depreciation	(89,457)	(104,217)	(193,674)
Nonoperating revenues (expenses):			
Interest income	4,097	-	4,097
Interest expense	(23,899)	(24,394)	(48,293)
Other nonoperating expense	4,577	-	4,577
Capital contributions	77,750	85,375	163,125
Transfers	(42,500)	(42,500)	(85,000)
Change in net position	<u>\$ 254,370</u>	<u>\$ 281,127</u>	<u>\$ 535,497</u>
<b>Summary information from statement of net position:</b>			
Capital assets, net	<u>\$ 1,240,401</u>	<u>\$ 2,491,187</u>	<u>\$ 3,731,588</u>
Long-term debt	<u>\$ 596,121</u>	<u>\$ 881,912</u>	<u>\$ 1,478,033</u>

**NOTE 14 - FUTURE REVENUES THAT ARE PLEDGED**

The City has pledged various future revenue sources for various debt issues. For the water and wastewater systems, the City has pledged future revenues, net of certain operating expenses. The following table provides a summary of the pledged revenues for the City's outstanding debt issues. Additional information regarding the City's pledged revenue can be found in note 7.

Pledged Revenue	Revenue Pledged Through	Total Principal and Interest Outstanding	Current Year Principal and Interest Paid	Current Year Net Revenue	Percentage of Net Revenues to Principal and Interest Paid
Water and wastewater system net revenue	11/19/2055	\$ 2,081,412	\$ 187,211	\$ 857,887	458.25%

**NOTE 15 – JOINT VENTURE**

The Polk Regional Water Cooperative (PRWC) was created on April 1, 2016 by a interlocal agreement between the City of Eagle Lake, City of Auburndale, City of Bartow, City of Davenport, City of Fort Meade, City of Frostproof, City of Haines City, City of Lake Alfred, City of Lakeland, City of Lake Wales, City of Mulberry, Polk City, City of Winter Haven, Town of Dundee, Town of Lake Hamilton and Polk County in accordance with Chapters 163 and 373 of the Florida Statutes. These local government units are collectively considered the Member Governments. The PRWC is a separate legal entity organized under the laws of the State of Florida, and the City Member Governments have no equity ownership in the PRWC.

The PRWC is devoted to encouraging the development of fully integrated, robust public water supply systems comprised of diverse sources managed in a manner that take full advantage of Florida's intense climatic cycles to ensure reliable, sustainable and drought resistant systems which maximize the use of alternative water supplies to the greatest extent practicable. The PRWC will evaluate, plan and implement water projects and coordinate partnerships with other water users.

The terms of the interlocal agreement require each Member Government to contribute their proportionate share of the PRWC's annual working capital needs which are established annually by a resolution of the PRWC's Board of Directors. For the year ended September 30, 2020, the total annual working capital needs of the PRWC was \$198,000 of which the City's proportionate share was \$938.

Complete financial statements of the PRWC may be obtained from the PRWC's Executive Director at 330 W. Church Street, P.O. Box 9005, Drawer CA01, Bartow, FL 33831-9005.

## **REQUIRED SUPPLEMENTARY INFORMATION**

**CITY OF EAGLE LAKE, FLORIDA**
**Budgetary Comparison Schedule – General Fund**  
**for the year ended September 30, 2020**

	<b>Budgeted Amounts</b>		<b>Actual Amounts (Budgetary basis)</b>	<b>Variance with Final Budget Favorable (Unfavorable)</b>
	<b>Original</b>	<b>Final</b>		
<b>RESOURCES (inflows):</b>				
Taxes	\$ 1,272,870	\$ 1,272,870	\$ 1,266,182	\$ (6,688)
Licenses and permits	20,400	20,400	75,544	55,144
Intergovernmental revenue	431,600	431,600	408,921	(22,679)
Charges for services	109,284	109,284	126,890	17,606
Fines and forfeitures	8,600	8,600	6,509	(2,091)
Other	19,000	19,000	207,780	188,780
Transfers in	131,208	131,208	134,176	2,968
Total revenues	1,992,962	1,992,962	2,226,002	233,040
<b>CHARGES TO APPROPRIATIONS (outflows):</b>				
General government	668,117	668,117	553,844	114,273
Public safety	482,670	482,670	596,248	(113,578)
Transportation	121,847	121,847	102,807	19,040
Culture/recreation	325,946	325,946	277,391	48,555
Capital outlay	193,000	193,000	257,307	(64,307)
Debt service	91,200	91,200	95,375	(4,175)
Total expenditures	1,882,780	1,882,780	1,882,972	(192)
<b>EXCESS OF RESOURCES OVER</b>				
<b>CHARGES TO APPROPRIATIONS</b>	110,182	110,182	<u>\$ 343,030</u>	<u>\$ 232,848</u>
Surplus carried forward to subsequent fiscal year	(110,182)	(110,182)		
<b>NET CHANGE IN FUND BALANCE</b>	<u>\$ -</u>	<u>\$ -</u>		

Continued...

**CITY OF EAGLE LAKE, FLORIDA****Budgetary Comparison Schedule – General Fund - Concluded  
for the year ended September 30, 2020**

---

Reconciliation of the budgetary comparison schedule – general to the statement of revenues, expenditures and changes in fund balances – governmental funds.

**Explanation of differences between budgetary inflows and outflows of GAAP Revenues and Expenditures:****Sources/inflows of resources**

Actual amounts (budgetary basis) "available for appropriation" from the budgetary comparison schedule.	\$ 2,226,002
Differences - budget to GAAP:	
Budgetary inflows representing interfund reimbursements that are recorded as expenditures for financial reporting purposes.	(27,971)
Budgetary outflows representing interfund transactions that are recorded as revenues for financial reporting purposes.	(20,000)
Total revenues and other financing sources as reported on the statement of revenues, expenditures and changes in fund balances - governmental funds	<u><u>\$ 2,178,031</u></u>

**Uses/outflows of resources**

Actual amounts (budgetary basis) "total charges to appropriation" from the budgetary comparison schedule.	\$ 1,882,972
Differences - budget to GAAP:	
Budgetary inflows representing interfund reimbursements that are recorded as expenditures for financial reporting purposes.	(27,971)
Budgetary outflows representing interfund transactions that are recorded as revenues for financial reporting purposes.	(20,000)
Total expenditures as reported on the statement of revenues, expenditures and changes in fund balances - governmental funds	<u><u>\$ 1,835,001</u></u>

**CITY OF EAGLE LAKE, FLORIDA**

Budgetary Comparison Schedule – Community Redevelopment Agency  
for the year ended September 30, 2020

	<b>Budgeted Amounts</b>		<b>Actual Amounts (Budgetary basis)</b>	<b>Variance with Final Budget Positive (Negative)</b>
	<b>Original</b>	<b>Final</b>		
<b>RESOURCES (inflows):</b>				
Taxes	\$ 58,500	\$ 58,500	\$ 59,311	\$ 811
Other	250	250	341	91
Total resources	58,750	58,750	59,652	902
<b>CHARGES TO APPROPRIATIONS (outflows)</b>				
Economic environment	36,704	36,704	29,861	6,843
Total charges to appropriations	36,704	36,704	29,861	6,843
<b>EXCESS (DEFICIENCY) OF RESOURCES OVER CHARGES TO APPROPRIATIONS</b>	22,046	22,046	<u>\$ 29,791</u>	<u>\$ 7,745</u>
Surplus carried forward to subsequent year	(22,046)	(22,046)		
<b>NET CHANGE IN FUND BALANCE</b>	<u>\$ -</u>	<u>\$ -</u>		

**CITY OF EAGLE LAKE, FLORIDA**Schedule of Changes in the Total Other Post-Employment Benefits Liability and Related Ratios  
Last 10 Fiscal Years

Measurement date	9/30/2020	9/30/2019	9/30/2018
Reporting period ending	<u>9/30/2020</u>	<u>9/30/2019</u>	<u>9/30/2018</u>
<b>Total OPEB Liability</b>			
Service cost	\$ 7,727	\$ 6,302	\$ 6,584
Interest	3,494	3,412	2,895
Change in assumptions	(12,605)	4,879	(4,200)
Differences between expected and actual experience	3,828	-	-
Benefit payments	<u>(4,821)</u>	<u>(2,976)</u>	<u>(2,743)</u>
Net change in total pension liability	(2,377)	11,617	2,536
Total OPEB liability, beginning	<u>88,433</u>	<u>76,816</u>	<u>74,280</u>
Total OPEB liability, ending	<u>\$ 86,056</u>	<u>\$ 88,433</u>	<u>\$ 76,816</u>
 Covered payroll	 \$ 587,981	 \$ 508,213	 \$ 495,818
Total OPEB liability as a percentage of covered-employee payroll	14.64%	17.40%	15.49%

## Notes to Schedule:

No assets are being accumulated in a trust to pay for plan benefits.

Information is not available for years preceding fiscal year 2018.

*Changes in Assumptions:*

- For measurement date September 30, 2020 the discount rate was 2.14%
- For measurement date September 30, 2019 the discount rate was 3.58%
- For measurement date September 30, 2018 the discount rate was 4.18%
- For measurement date September 30, 2017 the discount rate was 3.64%

## **OTHER REPORTS**



RIVERO, GORDIMER & COMPANY, P.A.

Member  
American Institute of Certified Public Accountants  
Florida Institute of Certified Public Accountants

Herman V. Lazzara	Stephen G. Douglas
Marc D. Sasser	Michael E. Helton
Sam A. Lazzara	Christopher F. Terrigino
Kevin R. Bass	James K. O'Connor
Jonathan E. Stein	David M. Bohnsack
Richard B. Gordimer, of Counsel	
Cesar J. Rivero, in Memoriam (1942-2017)	

**INDEPENDENT AUDITORS' REPORT ON INTERNAL CONTROL  
OVER FINANCIAL REPORTING AND ON COMPLIANCE AND  
OTHER MATTERS BASED ON AN AUDIT OF FINANCIAL  
STATEMENTS PERFORMED IN ACCORDANCE WITH  
GOVERNMENT AUDITING STANDARDS**

Honorable Mayor and  
Members of the City Council  
City of Eagle Lake, Florida

We have audited, in accordance with the auditing standards generally accepted in the United States of America and the standards applicable to financial audits contained in *Government Auditing Standards* issued by the Comptroller General of the United States, the financial statements of the City of Eagle Lake, Florida (the "City") as of and for the year ended September 30, 2020, and the related notes to the financial statements, which collectively comprise the City's basic financial statements, and have issued our report thereon dated January 21, 2021.

**Internal Control Over Financial Reporting**

In planning and performing our audit of the financial statements, we considered the City's internal control over financial reporting (internal control) to determine the audit procedures that are appropriate in the circumstances for the purpose of expressing our opinions on the financial statements, but not for the purpose of expressing an opinion on the effectiveness of the City's internal control. Accordingly, we do not express an opinion on the effectiveness of the City's internal control.

A deficiency in internal control exists when the design or operation of a control does not allow management or employees, in the normal course of performing their assigned functions, to prevent, or detect and correct, misstatements on a timely basis. A material weakness is a deficiency, or a combination of deficiencies, in internal control, such that there is a reasonable possibility that a material misstatement of the entity's financial statements will not be prevented or detected and corrected on a timely basis. A significant deficiency is a deficiency, or a combination of deficiencies, in internal control that is less severe than a material weakness, yet important enough to merit attention by those charged with governance.

Our consideration of internal control was for the limited purpose described in the first paragraph of this section and was not designed to identify all deficiencies in internal control that might be material weaknesses or, significant deficiencies. Given these limitations, during our audit we did not identify any deficiencies in internal control that we consider to be material weaknesses. However, material weaknesses may exist that have not been identified.

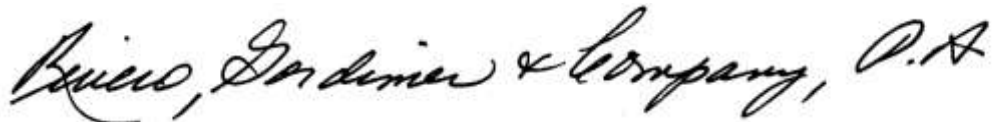


## Compliance and Other Matters

As part of obtaining reasonable assurance about whether the City's financial statements are free from material misstatement, we performed tests of its compliance with certain provisions of laws, regulations, contracts, and grant agreements, noncompliance with which could have a direct and material effect on the determination of financial statement amounts. However, providing an opinion on compliance with those provisions was not an objective of our audit, and accordingly, we do not express such an opinion. The results of our tests disclosed no instances of noncompliance or other matters that are required to be reported under *Government Auditing Standards*.

## Purpose of this Report

The purpose of this report is solely to describe the scope of our testing of internal control and compliance and the results of that testing, and not to provide an opinion on the effectiveness of the entity's internal control or on compliance. This report is an integral part of an audit performed in accordance with *Government Auditing Standards* in considering the entity's internal control and compliance. Accordingly, this communication is not suitable for any other purpose.

A handwritten signature in black ink that reads "Bruce, Gordonier & Company, P.A." The signature is written in a cursive, flowing style.

Tampa, Florida  
January 21, 2021



RIVERO, GORDIMER & COMPANY, P.A.

Member  
American Institute of Certified Public Accountants  
Florida Institute of Certified Public Accountants

Herman V. Lazzara	Stephen G. Douglas
Marc D. Sasser	Michael E. Helton
Sam A. Lazzara	Christopher F. Terrigino
Kevin R. Bass	James K. O'Connor
Jonathan E. Stein	David M. Bohnsack
Richard B. Gordimer, of Counsel	
Cesar J. Rivero, in Memoriam (1942-2017)	

**INDEPENDENT ACCOUNTANTS' REPORT ON  
COMPLIANCE WITH THE REQUIREMENTS OF  
SECTION 218.415, FLORIDA STATUTES**

Honorable Mayor and  
Members of the City Council  
City of Eagle Lake, Florida

**Report on Compliance**

We have examined City of Eagle Lake, Florida's investment policy compliance with the requirements of Section 218.415, Florida Statutes during the year ended September 30, 2020. Management is responsible for City of Eagle Lake, Florida's compliance with those requirements. Our responsibility is to express an opinion on City of Eagle Lake, Florida's compliance based on our examination.

**Scope**

Our examination was conducted in accordance with attestation standards established by the American Institute of Certified Public Accountants, and, accordingly, included examining, on a test basis, evidence about City of Eagle Lake, Florida's compliance with those requirements and performing such other procedures as we considered necessary in the circumstances. We believe that our examination provides a reasonable basis for our opinion. Our examination does not provide a legal determination on City of Eagle Lake, Florida's compliance with specified requirements.

**Opinion**

In our opinion, City of Eagle Lake, Florida complied in all material respects, with the aforementioned requirements for the year ended September 30, 2020.

Tampa, Florida  
January 21, 2021

*Rivero, Gordimer & Company, P.A.*



RIVERO, GORDIMER & COMPANY, P.A.

Member  
American Institute of Certified Public Accountants  
Florida Institute of Certified Public Accountants

Herman V. Lazzara	Stephen G. Douglas
Marc D. Sasser	Michael E. Helton
Sam A. Lazzara	Christopher F. Terrigino
Kevin R. Bass	James K. O'Connor
Jonathan E. Stein	David M. Bohnsack
Richard B. Gordimer, of Counsel	
Cesar J. Rivero, in Memoriam (1942-2017)	

## MANAGEMENT LETTER BASED ON RULE 10.554 OF THE AUDITOR GENERAL OF THE STATE OF FLORIDA

Honorable Mayor and  
Members of the City Council  
City of Eagle Lake, Florida

### **Report on the Financial Statements**

We have audited the financial statements of the City of Eagle Lake, Florida (the "City"), as of and for the fiscal year ended September 30, 2020, and have issued our report thereon dated January 21, 2021.

### **Auditor's Responsibility**

We conducted our audit in accordance with auditing standards generally accepted in the United States of America; the standards applicable to financial audits contained in *Government Auditing Standards*, issued by the Comptroller General of the United States and Chapter 10.550, *Rules of the Auditor General*.

### **Other Reporting Requirements**

We have issued our Independent Auditors' Report on Internal Control Over Financial Reporting and on Compliance and Other Matters Based on an Audit of Financial Statements Performed in Accordance with *Government Auditing Standards* and Independent Accountant's Report on Compliance with the Requirements of Section 218.415, Florida Statutes on an examination conducted in accordance with AICPA Professional Standards, AT-C Section 315, regarding compliance requirements in accordance with Chapter 10.550, Rules of the Auditor General. Disclosures in those reports and schedule, which are dated January 21, 2021, should be considered in conjunction with this management letter.

### **Prior Audit Findings**

Section 10.554(1)(i)1., *Rules of the Auditor General*, requires that we determine whether or not corrective actions have been taken to address findings and recommendations made in the preceding annual financial audit report. No findings or recommendations were made in the preceding financial audit report.

## **Financial Condition and Management**

Sections 10.554(1)(i)5.a. and 10.556(7), Rules of the Auditor General, require that we apply appropriate procedures and report the results of our determination as to whether or not the City has met one or more of the conditions described in Section 218.503(1), Florida Statutes, and identification of the specific condition(s) met. In connection with our audit, we determined that the City did not meet any of the conditions described in Section 218.503(1), Florida Statutes.

Pursuant to Sections 10.554(1)(i)5.b. and 10.556(8), Rules of the Auditor General, we applied financial condition assessment procedures for the City. It is management's responsibility to monitor the City's financial condition, and our financial condition assessment was based in part on representations made by management and the review of financial information provided by same.

Section 10.554(1)(i)2., Rules of the Auditor General, requires that we address in the management letter any recommendations to improve financial management. In connection with our audit, we did not have any such recommendations.

## **Additional Matters**

Section 10.554(1)(i)3, Rules of the Auditor General, requires us to communicate noncompliance with provisions of contracts or grant agreements, or abuse, that have occurred, or are likely to have occurred, that have an effect on the financial statements that is less than material but which warrants the attention of those charged with governance. In connection with our audit, we did not have any such findings.

## **Purpose of this Letter**

Our management letter is intended solely for the information and use of the Legislative Auditing Committee, members of the Florida Senate and the Florida House of Representatives, the Florida Auditor General, Federal and other granting agencies, Members of the City's Board of Directors, and applicable management, and is not intended to be and should not be used by anyone other than these specified parties.

A handwritten signature in black ink that reads "Buco, Gardner & Company, P.A." The signature is written in a cursive, flowing style.

Tampa, Florida  
January 21, 2021

## **OTHER INFORMATION**

CITY OF EAGLE LAKE  
MANAGEMENT'S AFFIDAVIT OF COMPLIANCE WITH SECTION 163.31801,  
FLORIDA STATUTES

**AFFIDAVIT**

BEFORE ME, the undersigned authority, personally appeared Thomas Ernharth, who being duly sworn, deposes and says on oath that:

1. I am the Chief Financial Officer of the City of Eagle Lake which is a municipality in the State of Florida;
2. The City of Eagle Lake adopted Ordinance No.: O-06-35, Ordinance No.: O-07-14 and Ordinance No.: O-09-14 Impact Fee; and
3. The City of Eagle Lake has complied and, as of the date of this Affidavit, remains in compliance with Section 163.31801, Florida Statutes.

FURTHER AFFIANT SAYETH NAUGHT


STATE OF FLORIDA  
COUNTY OF POLK

  
Thomas Ernharth, City Manager

SWORN TO AND SUBSCRIBED before me this 21<sup>st</sup> day of January, 2021



Dawn M. Wright  
Notary Public, State of Florida  
My Comm. Expires 12/07/2022  
Commission No. 66270088

  
NOTARY PUBLIC  
Print Name Dawn m. Wright

Personally known ☒ or produced identification \_\_\_\_\_

Type of identification produced: \_\_\_\_\_

My Commission Expires:

12/07/2022

The foregoing instrument was sworn to (or affirmed), subscribed, and acknowledged before me by means of ☒ physical presence or ☐ online notarization, this 21<sup>st</sup> day of Jan, 2021 (year), by Thomas Ernharth (name of person making statement), who is personally known to me or has produced \_\_\_\_\_ (type of identification) as identification.

# **SUMMARY OF FINANCIAL INDICATORS**

## **THROUGH FISCAL YEAR ENDED SEPTEMBER 30, 2020**

DATA PORTRAYED IN THIS GRAPHIC PRESENTATION WAS DERIVED FROM THE TOWN'S FINANCIAL STATEMENTS. THE FOLLOWING DATA SHOULD BE TAKEN IN CONJUNCTION WITH THOSE FINANCIAL STATEMENTS AND THE AUDITOR'S REPORT THEREON.

# City of Eagle Lake

Prepared by:



City of City Eagle Financial Indicators		
	Indicator Title	Formula
<i>Revenues:</i>		
1, 2 & 3	Revenues per Capita	$\frac{\text{Total Revenue \& Transfers (Constant \$)}}{\text{Population}}$
4	Intergovernmental Revenues	$\frac{\text{Intergovernmental Revenues}}{\text{Operating Revenues \& Transfers}}$
5	Operating Transfers from Other Funds	$\frac{\text{Operating Transfers from Other Funds}}{\text{Operating Revenues \& Transfers}}$
<i>Expenditures:</i>		
6 & 7	Operating Revenue/Expense per Capita - Proprietary	$\frac{\text{Operating Revenue or Expense (Constant \$)}}{\text{Population}}$
8, 9 & 10	Total Expenditures/Expenses per Capita	$\frac{\text{Total Expenditures/ Expenses (Constant \$)}}{\text{Population}}$
<i>Operating Position:</i>		
11	Excess of Revenues Over Expenditures - Governmental Funds	$\frac{\text{General Fund Operating Deficits / Excesses}}{\text{Total Revenue}}$
12	Unassigned + Assigned Fund Balance & Net Position	$\frac{\text{Unassigned+Assigned Fund Balance \& Unrestricted Net Position(Constant \$)}}{\text{Total Revenue}}$
13 & 14	Unassigned + Assigned Fund Balance or Net Position	$\frac{\text{Unassigned+Assigned Fund Balance or Unrestricted Net Position (Constant \$)}}{\text{Total Revenue}}$
15	Unassigned + Assigned Fund Balance to Expenditures	$\frac{\text{Unassigned+Assigned Fund Balance}}{\text{Total Expenditures}}$
16	Enterprise Net Income / Loss	$\frac{\text{Enterprise Net Position Gain / Loss (Constant \$)}}{\text{Total Operating Revenues}}$
17	Enterprise Operating Profit	$\frac{\text{Operating Income (Loss)}}{\text{Total Operating Revenues}}$
18	Governmental Fund Balances	$\frac{\text{Govt. Funds Unassigned + Assigned Fund Balance}}{\text{Total Revenue}}$
19	Enterprise Net Position	$\frac{\text{Enterprise Unrestricted Net Position}}{\text{Operating Revenue}}$
20	Governmental Liquidity	$\frac{\text{Governmental Current Assets}}{\text{Governmental Current Liabilities}}$
21	Enterprise Liquidity	$\frac{\text{Enterprise Current Assets}}{\text{Enterprise Current Liabilities}}$
22, 23 & 24	Monthly Coverage	$\frac{\text{Cash \& Investments}}{(\text{Total Expenditures} / 12)}$
25 & 26	Current Liabilities	$\frac{\text{Current Liabilities}}{\text{Operating Revenues \& Transfers}}$
27	General Long-term Debt Per Capita - Governmental Activities	$\frac{\text{Long-term Debt - Govt. Activities}}{\text{Total Revenue}}$
28	Debt Service to Expenditures	$\frac{\text{Net Debt Service}}{\text{Total Expenditures}}$
29	Level of Capital Outlay	$\frac{\text{Capital Outlay from Operating Funds}}{\text{Total Expenditures}}$
30	Depreciation	$\frac{\text{Depreciation Expense}}{\text{Cost of Depreciable Assets}}$
31, 32, & 33	Unrestricted Cash & Investments	$\frac{\text{Unrestricted Cash \& Investments (Constant \$)}}{\text{Total Revenue}}$
<i>Cash Flow Position:</i>		
34	Cash Current Debt Service Coverage	$\frac{\text{Cash Flows from Operations}}{\text{Current Debt + Interest Expense}}$
35	All In Coverage (Standard and Poors) - Proprietary	$\frac{\text{Cash Flow from Operations - Transfer}}{\text{Cash Paid for Debt Service (Principal + Interest)}}$

City of City Eagle Data Values						
	2015	2016	2017	2018	2019	2020
<b>Governmental Funds:</b>						
Cash & investments - unrestricted	134,020	466,879	841,570	1,402,794	1,721,277	2,032,539
Cash & investments - restricted	247,634	312,505	431,994	635,310	972,425	795,238
Current assets (total fund level less rest. assets)	336,407	630,338	976,028	1,664,101	1,810,261	2,312,565
Inventory	-	-	-	-	-	-
Current liabilities	44,114	71,407	53,835	305,772	124,961	60,511
Long-term obligations	1,063,549	1,000,583	965,240	906,416	863,651	803,702
Long-term debt	980,000	925,000	870,000	810,000	750,000	685,000
Unassigned + Assigned fund balance	179,879	456,187	874,103	1,288,114	1,710,384	2,104,794
Total fund balance	539,927	871,436	1,354,187	1,993,639	2,657,725	3,030,546
Taxes	922,845	980,753	1,064,688	1,145,428	1,218,603	1,305,493
Intergovernmental revenues	358,885	368,622	371,188	437,924	428,695	408,921
Transfers in	143,004	(27,027)	106,204	106,204	97,354	106,205
Total fund revenues (excluding transfers in)	1,492,536	1,595,818	1,706,317	2,006,787	2,088,621	2,131,478
Capital outlay	93,770	7,139	7,251	59,423	67,645	257,307
Net debt service	106,772	103,881	92,462	95,235	92,805	95,375
Transfers out	-	-	-	-	-	-
Total fund expenditures	1,616,652	1,225,951	1,329,770	1,473,539	1,521,889	1,864,862
Excess revenues over / (under) expenses	(124,116)	369,867	376,547	533,248	566,732	266,616
<b>Proprietary Funds:</b>						
Cash & investments - unrestricted	-	-	198,250	536,685	884,824	1,244,728
Cash & investments - restricted	1,264,022	1,254,701	1,401,503	1,338,530	1,458,651	1,709,250
Depreciable assets - cost	7,075,932	10,393,334	10,393,334	10,402,504	10,447,179	10,535,212
Current assets	371,841	156,082	404,518	720,067	1,113,036	1,486,720
Inventory	10,749	10,749	10,749	10,749	10,749	10,749
Current liabilities	1,029,385	289,144	338,167	182,924	293,894	206,564
Non-current liabilities	1,901,165	2,183,466	2,077,138	2,009,685	1,899,909	1,786,377
Current portion of LTD	139,694	149,921	222,686	133,487	137,119	140,853
Total long-term debt	1,765,395	2,045,701	1,971,326	1,748,639	1,615,152	1,478,033
Unrestricted net position	126,963	(96,680)	102,003	508,623	782,083	1,235,084
Total net position	3,082,372	5,051,893	5,227,088	5,433,760	5,710,868	6,377,867
Operating revenues	1,131,983	1,281,541	1,492,138	1,574,645	1,697,833	2,014,744
Capital grants and contributions	230,316	255,594	41,082	127,182	36,443	163,125
Total revenues	1,364,750	1,539,320	1,535,632	1,704,681	1,742,950	2,186,543
Operating expenses	1,003,598	1,003,598	1,168,475	1,152,483	1,313,561	1,365,046
Depreciation expense	187,935	259,890	277,348	277,770	279,463	247,979
Interest expense	56,917	63,451	62,745	56,420	54,927	48,293
Transfers out	143,004	(27,027)	106,204	106,204	97,354	106,205
Total expenses (operating + interest)	1,060,515	1,311,604	1,254,233	1,360,855	1,368,488	1,413,339
Operating income / (loss)	128,385	33,388	323,663	422,162	384,272	649,698
Increase / (decrease) in net position	12,538	1,969,521	175,195	237,622	277,108	666,999
Cash flow from operations	281,073	296,757	563,999	727,759	792,963	818,650
Earnings before interest (excludes impact fees)	73,919	35,573	303,062	273,064	392,946	658,372
Capital expenditures (current year additions)	945,726	281,773	-	9,170	44,675	89,833
Average annual debt maturity for next 5 years	183,167	195,664	205,655	187,210	187,210	175,709
Cash flows from operations after debt service	97,906	101,093	358,344	540,549	605,753	642,941
Cash flows after Debt Svc and Transfer	(45,098)	128,120	252,140	434,345	508,399	536,736
Cash available for All In Coverage	138,069	323,784	457,795	621,555	695,609	712,445
Debt service used for All In Coverage	190,039	194,205	213,359	279,819	189,144	186,162
<b>Combined</b>						
Total revenue	2,857,286	3,135,138	3,241,949	3,711,468	3,831,571	4,318,021
Total expenditures	2,677,167	2,537,555	2,584,003	2,834,394	2,890,377	3,278,201
Total cash & investments	1,645,676	2,034,085	2,873,317	3,913,319	5,037,177	5,781,755
Total long-term debt	2,881,165	3,108,466	2,947,138	2,819,685	2,649,909	2,471,377
Total unassigned+assigned fund balance & unrestricted net position	306,842	359,507	976,106	1,796,737	2,492,467	3,339,878
Total fund balance & net position	3,622,299	5,923,329	6,581,275	7,427,399	8,368,593	9,408,413
<b>General Data</b>						
Population	2,387.00	2,437.00	2,525.00	2,574.00	2,649.00	2,649.00
Taxable property value	63,338,625	68,078,905	74,035,573	79,318,919	94,148,755	94,148,755
Millage	7.6516	7.6516	7.6516	7.6516	7.6516	7.6516
Price Index	1.00	1.01	1.05	1.08	1.09	1.10

City of City Eagle Financial Indicators						
Indicator Title	2015	2016	2017	2018	2019	2020
<b>Revenues:</b>						
<b>1 Revenues per Capita - Total</b>	1,197.02	1,273.74	1,222.80	1,335.10	1,326.99	1,481.87
<b>2 Revenues per Capita - Governmental</b>	625.28	648.35	643.59	721.89	723.35	731.49
- Revenues per Capita - Governmental (Peer Group)	641.00	561.00	631.00	572.00	948.00	
- Revenues per Capita - Governmental (Local Peer Group)	668.00	989.00	1,066.00	1,039.00	973.00	
<b>3 Revenues per Capita - Proprietary</b>	571.74	625.39	579.21	613.21	603.64	750.38
<b>4 Intergovernmental Revenues</b>	21.94%	23.50%	20.48%	20.73%	19.61%	18.27%
- Intergovernmental Revenues (Peer Group)	26.11%	27.90%	29.78%	27.02%	36.39%	
- Intergovernmental Revenues (Local Peer Group)	12.96%	12.94%	13.74%	13.61%	13.60%	
<b>5 Operating Transfers from Other Funds</b>	9.58%	-1.69%	6.22%	5.29%	4.66%	4.98%
<b>Expenditures:</b>						
<b>6 Operating Expenses per Capita - Proprietary</b>	420.44	407.74	440.73	414.57	454.93	468.46
<b>7 Operating Revenues per Capita - Proprietary</b>	474.23	520.66	562.81	566.44	588.01	691.43
<b>8 Total Expenses per Capita - Total</b>	1,121.56	1,030.95	974.64	1,019.60	1,001.03	1,125.02
<b>9 Total Expenses per Capita - Governmental</b>	677.27	498.08	501.56	530.07	527.08	639.99
- Total Expenses per Capita - Governmental (Peer Group)	707.00	682.00	762.00	698.00	1,106.00	
- Total Expenses per Capita - Governmental (Local Peer Group)	872.00	815.00	934.00	1,126.00	1,070.00	
<b>10 Total Expenses per Capita - Proprietary</b>	444.29	532.88	473.07	489.53	473.95	485.03
<b>Operating Position:</b>						
<b>11 Excess of Revenues Over Expenditures</b>	-8.32%	23.18%	22.07%	26.57%	27.13%	12.51%
- Excess of Revenues Over Expenditures (w/o capital outlay)	-2.03%	23.62%	22.49%	29.53%	30.37%	24.58%
- Excess of Revenues Over Expenditures (Peer Group)	-11.45%	-27.26%	-24.54%	-26.26%	-22.85%	
- Excess of Revenues Over Expenditures (Local Peer Group)	0.64%	17.27%	12.54%	-5.37%	-6.55%	
<b>12 Unassigned+Assigned Fund Balance + Unrestricted Net Position</b>	306,842	355,948	929,625	1,663,645	2,286,667	3,036,253
- U+UA Fund Balance + Unrestricted Net Position (Peer Group)	1,638,550	2,093,497	2,104,774	1,773,300	2,307,425	
- U+UA Fund Balance + Unrestricted Net Position (Local Peer Group)	1,295,515	1,566,489	1,795,486	2,145,473	2,454,430	
<b>13 Governmental Unassigned+Assigned Fund Balance</b>	179,879	451,670	832,479	1,192,698	1,569,160	1,913,449
<b>14 Proprietary Unrestricted Net Position</b>	126,963	(95,723)	97,146	470,947	717,507	1,122,804
<b>15 Governmental Unassigned+Assigned FB to expenses</b>	11.13%	37.21%	65.73%	87.42%	112.39%	112.87%
- Governmental Unassigned + Assigned FB to Expenditures (Peer Group)	41.10%	36.98%	40.61%	41.80%	35.51%	
- Governmental Unassigned + Assigned FB to Expenditures (Local Peer Group)	51.53%	64.53%	59.17%	50.63%	62.81%	
<b>16 Proprietary Net Position Earnings / Loss</b>	3,082,372	5,001,874	4,978,179	5,031,259	5,239,328	5,798,061
<b>17 Proprietary Operating Profit</b>	11.34%	2.61%	21.69%	26.81%	22.63%	32.25%
- Proprietary Operating Profit (Peer Group)	-1.09%	5.98%	0.98%	-0.01%	-2.64%	
- Proprietary Operating Profit (Local Peer Group)	15.07%	10.27%	22.75%	21.01%	8.72%	
<b>18 Unreserved/Unassigned+Assigned FB / Total Revenues</b>	12.05%	28.59%	51.23%	64.19%	81.89%	98.75%
- Unreserved/Unassigned+Assigned FB / Total Revenues - Peer Group	45.80%	48.70%	45.22%	47.56%	36.46%	
- Unreserved/Unassigned+Assigned FB / Total Revenues - Local Peer Group	48.91%	53.73%	52.37%	53.85%	58.50%	
<b>19 Proprietary Net Position/Total Operating Revenues</b>	11.22%	-7.54%	6.84%	32.30%	46.06%	61.30%
- Proprietary Net Position/Total Operating Revenues - (Peer Group)	49.23%	59.32%	54.88%	49.73%	53.89%	
- Proprietary Net Position/Total Operating Revenues - (Local Peer Group)	37.79%	33.71%	38.61%	38.50%	35.89%	
<b>20 Governmental Liquidity</b>	8.65	10.91	23.66	6.67	21.56	46.73
- Governmental Liquidity (Peer Group)	19.17	22.70	20.45	40.05	13.39	
<b>21 Enterprise Liquidity</b>	1.23	4.34	4.73	10.25	7.97	14.30
- Enterprise Liquidity (Peer Group)	3.80	4.07	3.36	3.66	4.29	
<b>22 Monthly Coverage - Total</b>	0.60	2.21	4.83	8.21	10.82	12.00
<b>23 Monthly Coverage - Governmental</b>	0.99	4.57	7.59	11.42	13.57	13.08
- Monthly Coverage - Governmental (Peer Group)	6.89	6.13	5.64	6.37	4.85	
- Monthly Coverage - Governmental (Local Peer Group)	7.17	10.45	7.34	9.61	12.11	
<b>24 Monthly Coverage - Proprietary</b>	-	-	2.04	5.59	8.08	10.94
- Monthly Coverage - Proprietary (Peer Group)	10.27	11.68	7.67	8.59	9.41	
- Monthly Coverage - Proprietary (Local Peer Group)	13.33	13.97	10.62	6.56	7.78	
<b>25 Current Liabilities - Governmental (Current Liab / Total Revenues)</b>	2.96%	4.47%	3.16%	15.24%	5.98%	2.84%
- Current Liabilities - Governmental (Current Liab / Total Revenues) - Peer Group	8.57%	11.11%	6.43%	7.17%	6.21%	
<b>26 Current Liabilities - Proprietary (Current Liab/Operating Rev.)</b>	90.94%	22.56%	22.66%	11.62%	17.31%	10.25%
- Current Liabilities - Proprietary (Current Liab/Operating Rev.) - Peer Group	37.07%	25.54%	24.24%	29.77%	24.20%	
<b>27 General Long-term Debt per Capita</b>	410.56	375.81	328.15	291.38	259.75	235.08
- General Long-term Debt per Capita (Peer Group)	90.00	64.00	60.00	64.00	438.00	
- General Long-term Debt per Capita (Local Peer Group)	483.00	446.00	384.00	315.00	431.00	
<b>28 Debt Service to Expenditures</b>	6.60%	8.47%	6.95%	6.46%	6.10%	5.11%
- Debt Service to Expenditures (Peer Group)	2.63%	4.63%	2.65%	2.88%	5.49%	
- Debt Service to Expenditures (Local Peer Group)	5.08%	5.53%	4.65%	16.51%	5.19%	
<b>29 Level of Capital Outlay</b>	5.80%	0.58%	0.55%	4.03%	4.44%	13.80%
<b>30 Depreciation</b>	2.66%	2.50%	2.67%	2.67%	2.68%	2.35%
<b>31 Unrestricted Cash &amp; Investments - Governmental</b>	134,020	462,256	801,495	1,298,883	1,579,153	1,847,763
Unrestricted Cash & Investments - Governmental - Nominal Amount	134,020	466,879	841,570	1,402,794	1,721,277	2,032,539
<b>32 Unrestricted Cash &amp; Investments - Proprietary</b>	-	-	188,810	496,931	811,765	1,131,571
Unrestricted Cash & Investments - Proprietary - Nominal Amount	-	-	198,250	536,685	884,824	1,244,728
<b>33 Unrestricted Cash &amp; Investments - Total</b>	134,020	462,256	990,305	1,795,814	2,390,918	2,979,334
Unrestricted Cash & Investments - Total - Nominal Amount	134,020	466,879	1,039,820	1,939,479	2,606,101	3,277,267
<b>Cash Flow Position:</b>						
<b>34 Cash Current Debt Service Coverage</b>	1.43	1.39	1.98	3.83	4.13	4.33
<b>35 All-In Coverage (Standard and Poors)</b>	0.73	1.67	2.15	2.22	3.68	3.83
Local peer group = Polk City, Dundee and Lake Hamilton						

**City of City Eagle  
Indicator 1, 2 & 3**

**REVENUES PER CAPITA (TOTAL, GOVERNMENTAL, PROPRIETARY)**

**Warning Trend:**

Decreasing Operating Revenues per  
Capita (Constant Dollar)

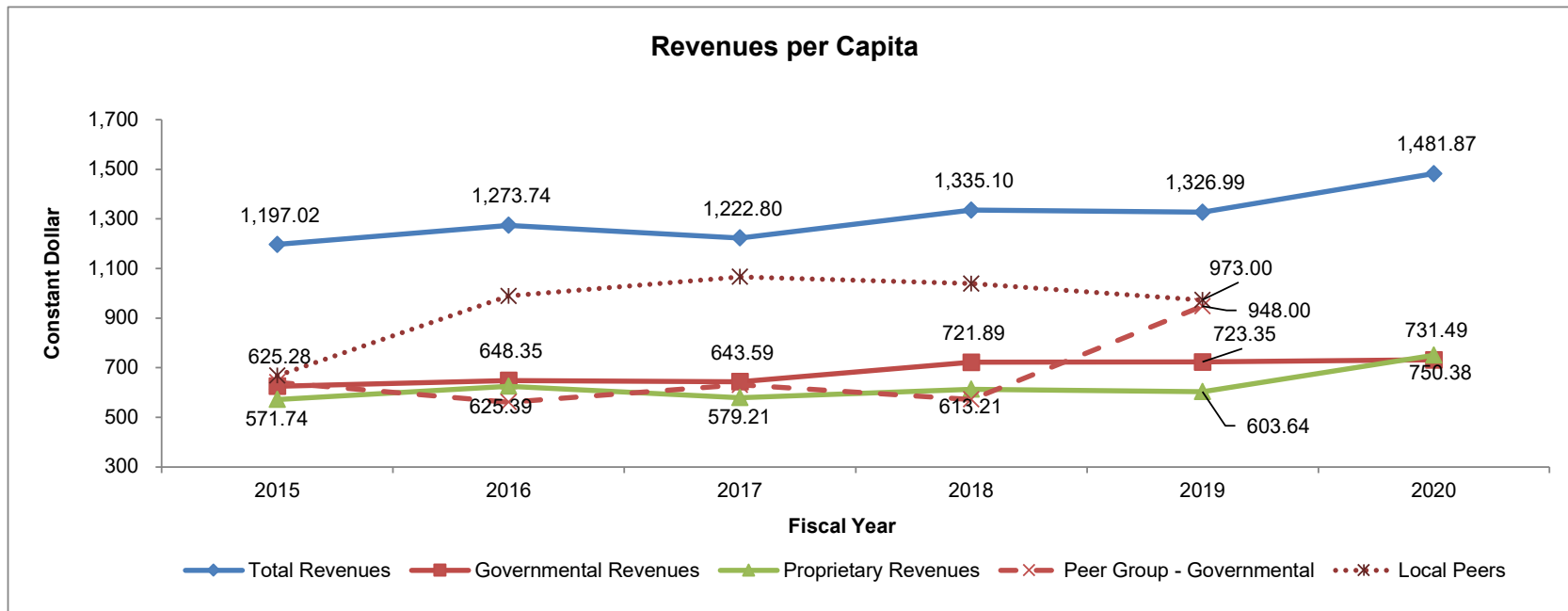
**Formulation:**

Operating Revenues & Transfers (Constant \$)

Population

**Description:**

Examination of per capita revenue shows how revenues are changing relative to changes in the population level and rate of inflation. As population or the number of households increase, it might be expected that the needs for services would increase proportionately, and therefore the level of per capita revenues should remain at least constant in real terms. If per capita or per household revenues are decreasing, it could be that the City will be unable to maintain existing service levels unless it were to find new revenue sources or ways to save money. This reasoning assumes that the cost of services is directly related to population or household level.



**Florida Peer Group:** 948.00

**Current Year Actual:**  
Governmental Revenues

731.49

**Local Peer Group:** 973.00

**City of City Eagle  
Indicator 4**

**INTERGOVERNMENTAL REVENUES**

**Warning Trend:**

Increasing Amount of Intergovernmental Revenues as a Percentage of Operating Revenues & Transfers

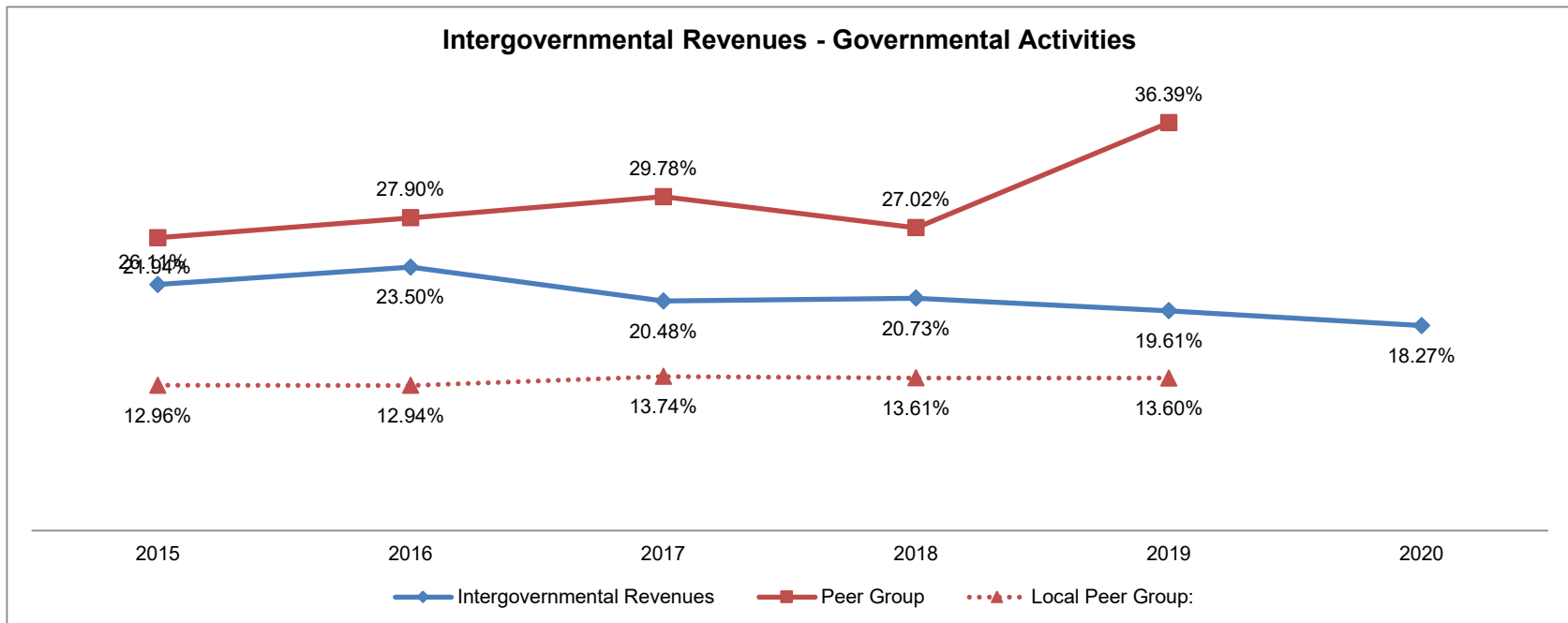
**Formulation:**

Intergovernmental Revenues

-----  
Total Revenue + Transfers In

**Description:**

Intergovernmental revenues are any revenues received from another governmental entity. They are important to analyze because an overdependence on intergovernmental revenues can have an adverse impact on financial conditions. The conditions or "strings" that the external source attaches to these revenues may prove too costly, especially if these conditions change in the future after the City has developed a dependence on the revenues for a program. In addition, the external source may withdraw or decrease the funds and leave the City with the dilemma of cutting programs or funding them from General Fund revenues.



**Peer Group:**

Intergovernmental Revenues

36.39%

**Current Year Actual:**

Intergovernmental Revenues

18.27%

**Local Peer Group:**

13.60%

**City of City Eagle  
Indicator 5**

**OPERATING TRANSFERS FROM OTHER FUNDS - GOVERNMENTAL FUNDS**

**Warning Trend:**

Increasing Use of Operating Transfers From Other Funds as a Percentage of Operating Revenues and Transfers

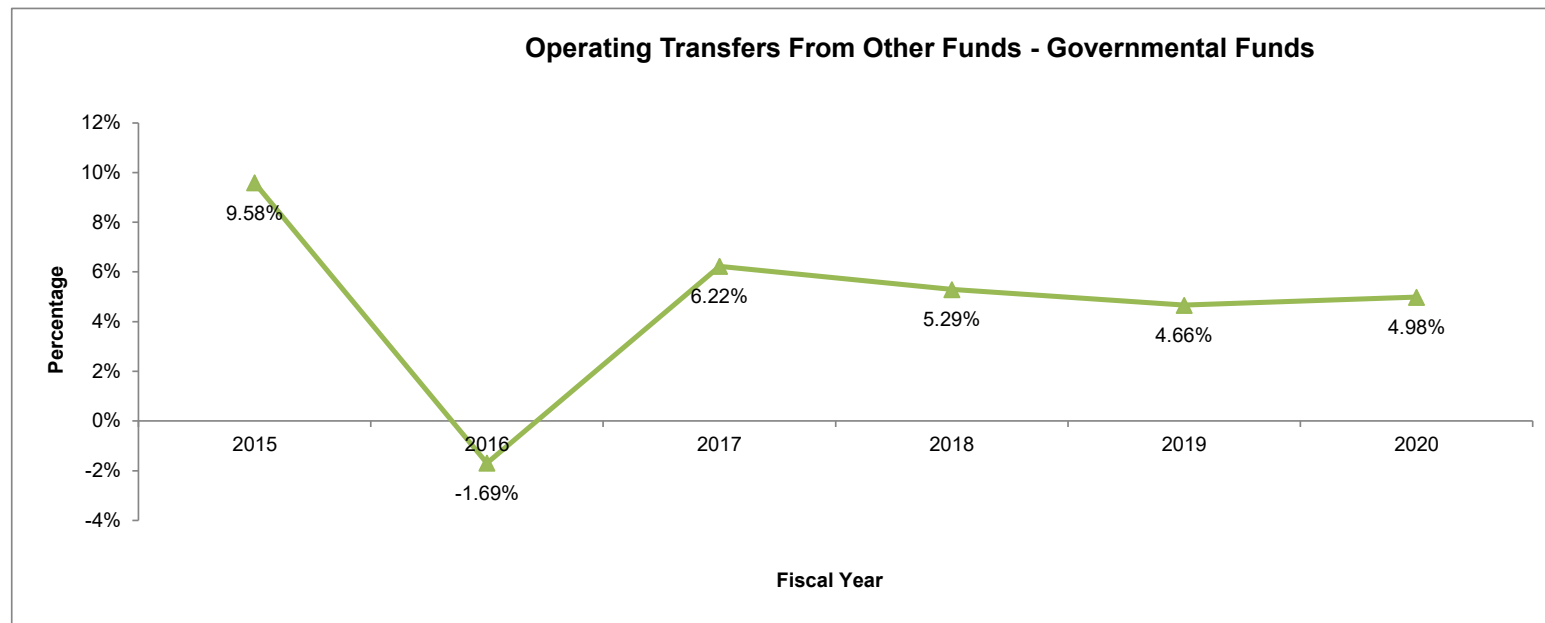
**Formulation:**

Operating Transfers from Other Funds

Total Revenue

**Description:**

Operating Transfers are received from other departments to partially offset expenditures in the General Fund. A distinction can be made between cities which use operating transfers into the General Fund and those which do not follow this practice. While there is some concern about too heavy of a reliance on operating transfers as a revenue source, it can be argued that the sources and basis of operating transfers for various cities is more relevant than the amounts. Most of the city's transfers represent a reimbursement for services such as self insurance (for services provided by the Finance Department), public improvement transfers (services on capital projects provided by the General Fund portion of Public Works), and purchasing acquisitions (services provided by the purchasing department of the General Fund for inventory purchases).



**Peer Group:**

Operating Transfers In

NA

**Current Year Actual:**

Operating Transfers In

4.98%

**City of City Eagle  
Indicator 6 & 7**

**OPERATING REVENUE AND EXPENSE PER CAPITA - PROPRIETARY FUNDS**

**Warning Trend:**

Increasing Operating Expenditures (constant dollar) per Capita and/or Decreasing Operating Revenue (constant dollar) per Capita

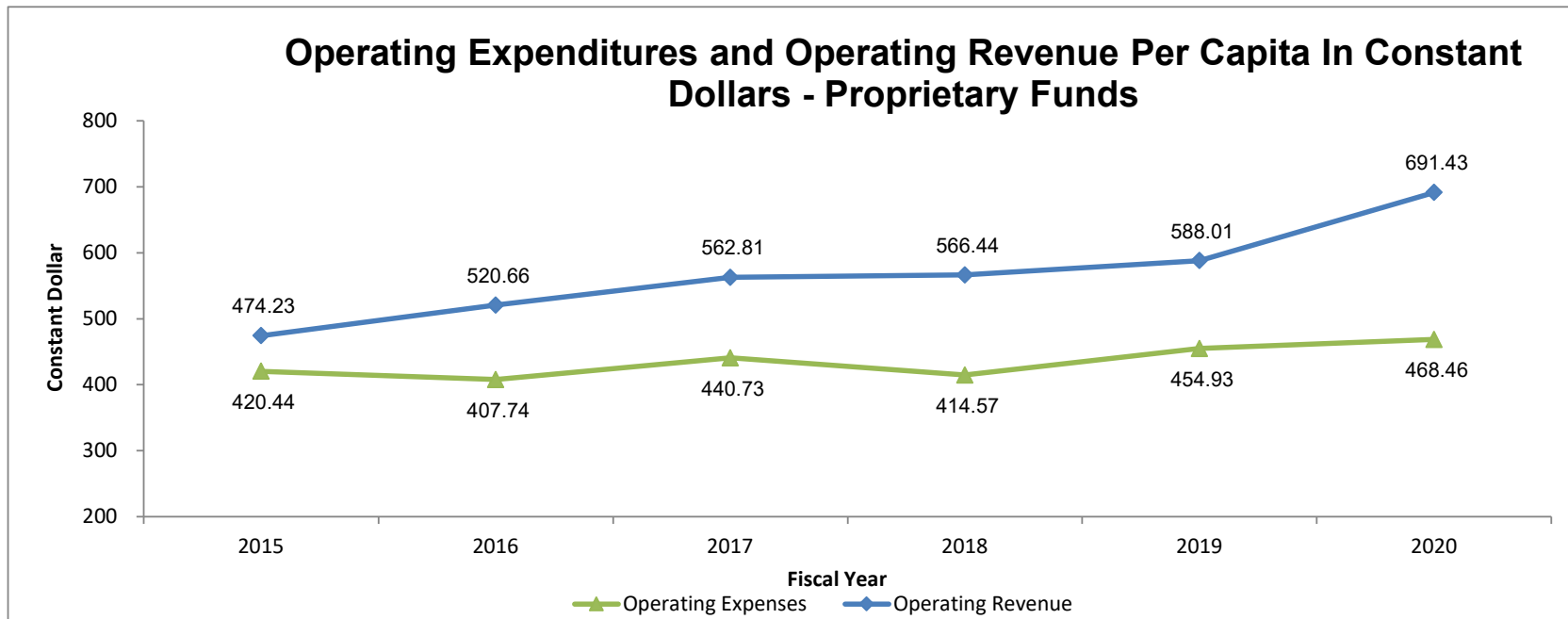
**Formulation:**

Operating Revenue or Operating Expenses

Population

**Description:**

Operating revenues and expenses per capita reflect changes in these elements relative to changes in population. Increasing per capita expenditures and/or decreasing per capita revenue can indicate that the cost of providing services is increasing at a pace beyond the community's ability to pay. In addition, if increases are occurring which cannot be explained by the addition of other services, it may indicate declining productivity - spending more to deliver the same level of service.



**Peer Group:**

Operating expenditures per capita	NA
Operating revenue per capita	NA

**Current Year Actual:**

Operating expenditures per capita	468.46
Operating revenue per capita	691.43

**City of City Eagle  
Indicator 8, 9, & 10**

**TOTAL EXPENDITURES PER CAPITA**

**Warning Trend:**

Increasing Total Expenditures (constant dollar) per Capita

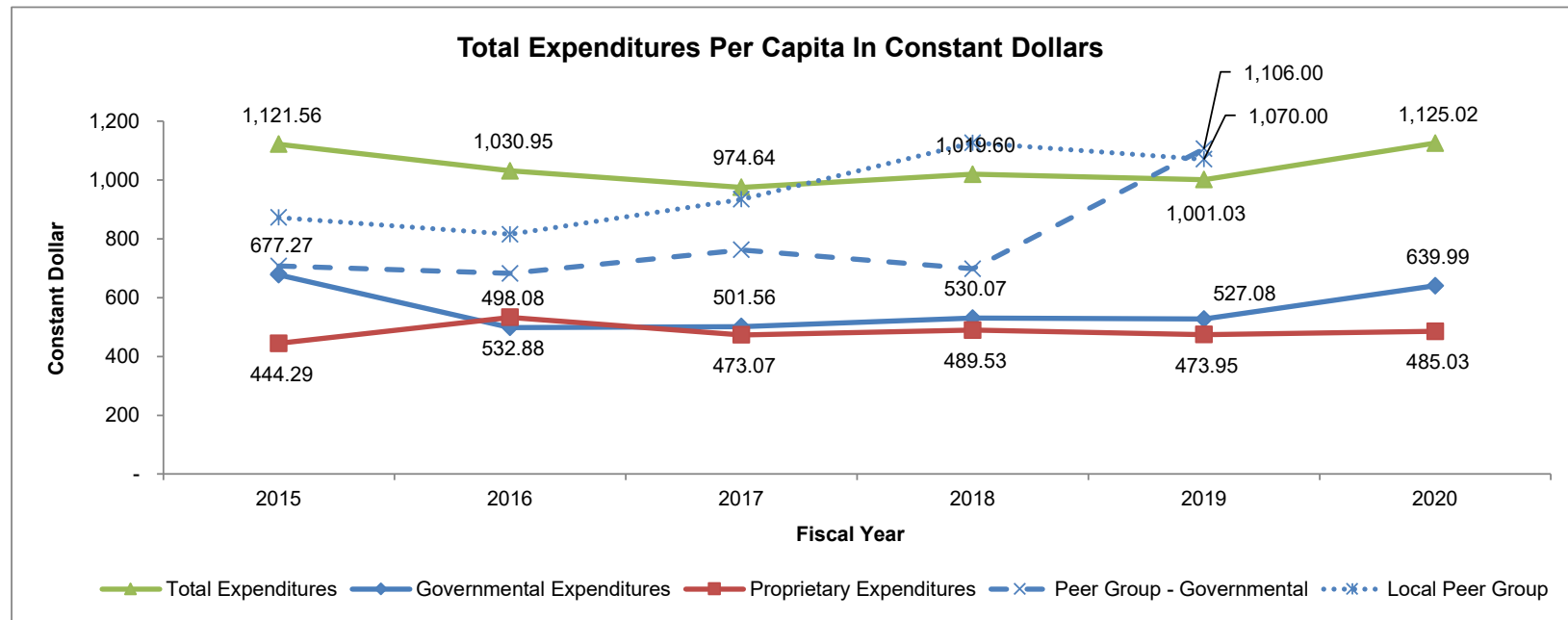
**Formulation:**

Total Expenditures (constant dollar)

Population

**Description:**

Expenditures per capita reflect changes in expenditures relative to changes in population. Increasing per capita expenditures can indicate that the cost of providing services is increasing at a pace beyond the community's ability to pay. In addition, if increases are occurring which cannot be explained by the addition of other services, it may indicate declining productivity - spending more to deliver the same level of service.



**Peer Group:**

Governmental Expenditures 1,106.00

**Local Peer Group:**

Governmental Expenditures 1,070.00

**Current Year Actual:**

Governmental Expenditures 639.99

**City of City Eagle  
Indicator 11**

**EXCESS OF REVENUES OVER EXPENDITURES - GOVERNMENTAL FUNDS**

**Warning Trend:**

Increasing Amount of General Fund Operating Deficits as a Percent of Total Revenue

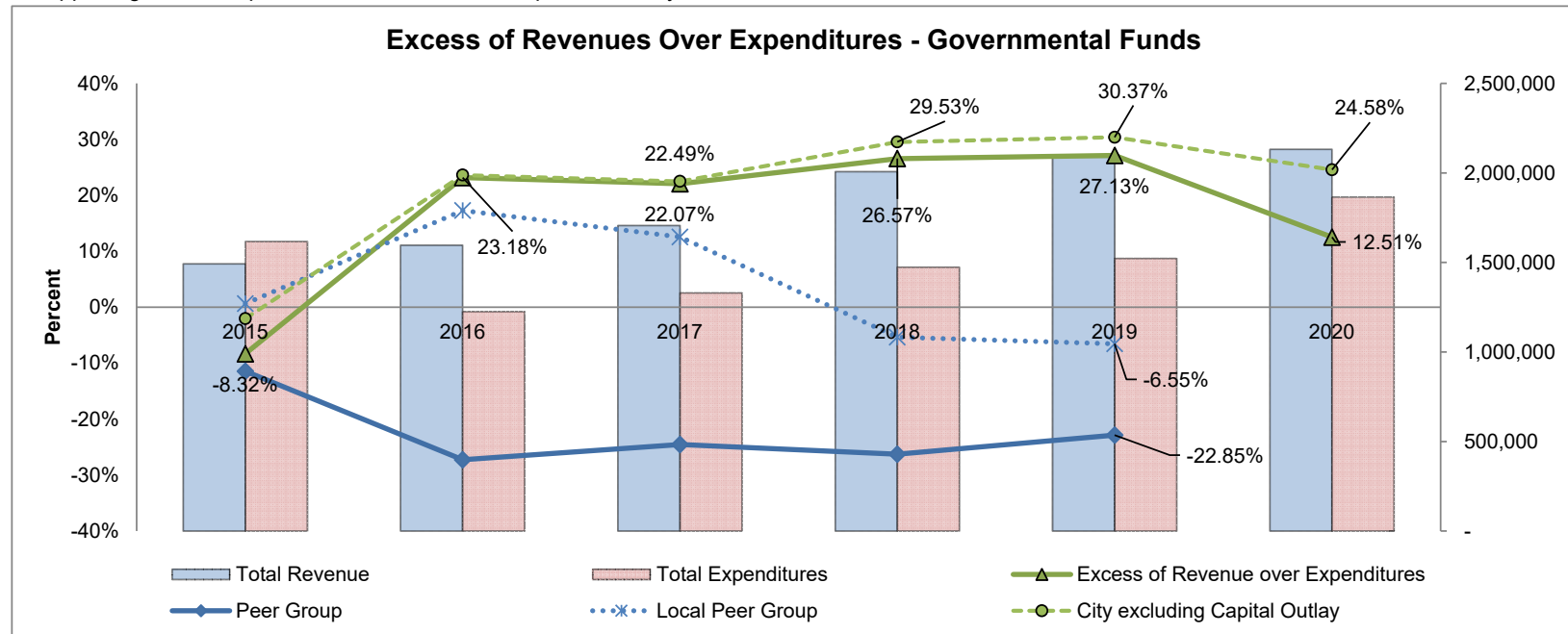
**Formulation:**

$$\frac{\text{Excess of Revenues Over (Under) Expenditures}}{\text{Total Revenue}}$$

**Description:**

An operating deficit will occur as operating expenditures exceed operating revenues. However, this does not necessarily mean the budget will be out of balance. Reserves (fund balances) and transfers are sometimes used to cover the differences. Continuing use of reserves and the unjustifiable transfer of funds to balance the deficit may indicate a revenue/expenditure problem.

The existence of an operating deficit in one year is not cause for concern, but frequent and increasing deficits can indicate that current revenues are not supporting current expenditures, and that serious problems may lie ahead.



**Peer Group:**

Excess of Revs over Expenditures -22.85%

**Local Peer Group:**

Excess of Revs over Expenditures -6.55%

**Current Year Actual:**

Excess of Revs over Expenditures 12.51%

**City of City Eagle  
Indicator 12, 13 & 14**

**UNASSIGNED + ASSIGNED FUND BALANCE & UNRESTRICTED NET POSITION**

**Warning Trend:**

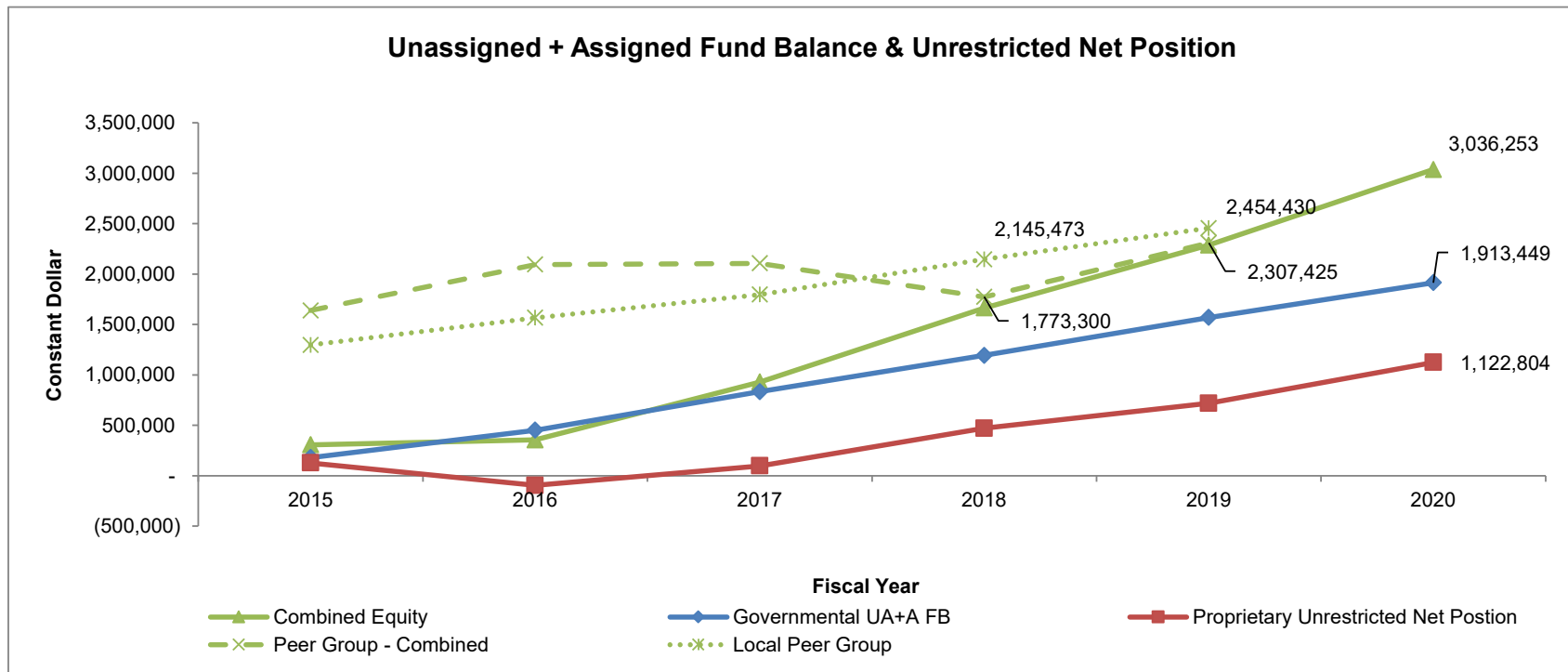
Decreasing Unassigned + Assigned Fund Balance & Unrestricted Net Position (Constant Dollars)

**Formulation:**

Unassigned + Assigned Fund Balance + Unrestricted Net Position (constant dollars)

**Description:**

Unassigned & Assigned (governmental funds) or unrestricted (proprietary funds) equity reflect changes in reserves expendable for future periods. Increasing unreserved equity can indicate that the entity is saving prior period surpluses for future expenditures. In addition, if decreases are occurring which cannot be explained by the addition of other services, it may indicate declining productivity - spending more to deliver the same level of service.



**Peer Group:**

Combined Unreserved Equities 2,307,425

**Current Year Actual:**

Combined Unreserved Equities 3,036,253

**Local Peer Group:**

Combined Unreserved Equities 2,454,430

**City of City Eagle  
Indicator 15**

**GOVERNMENTAL UNASSIGNED+ASSIGNED FUND BALANCE TO TOTAL EXPENDITURES**

**Warning Trend:**

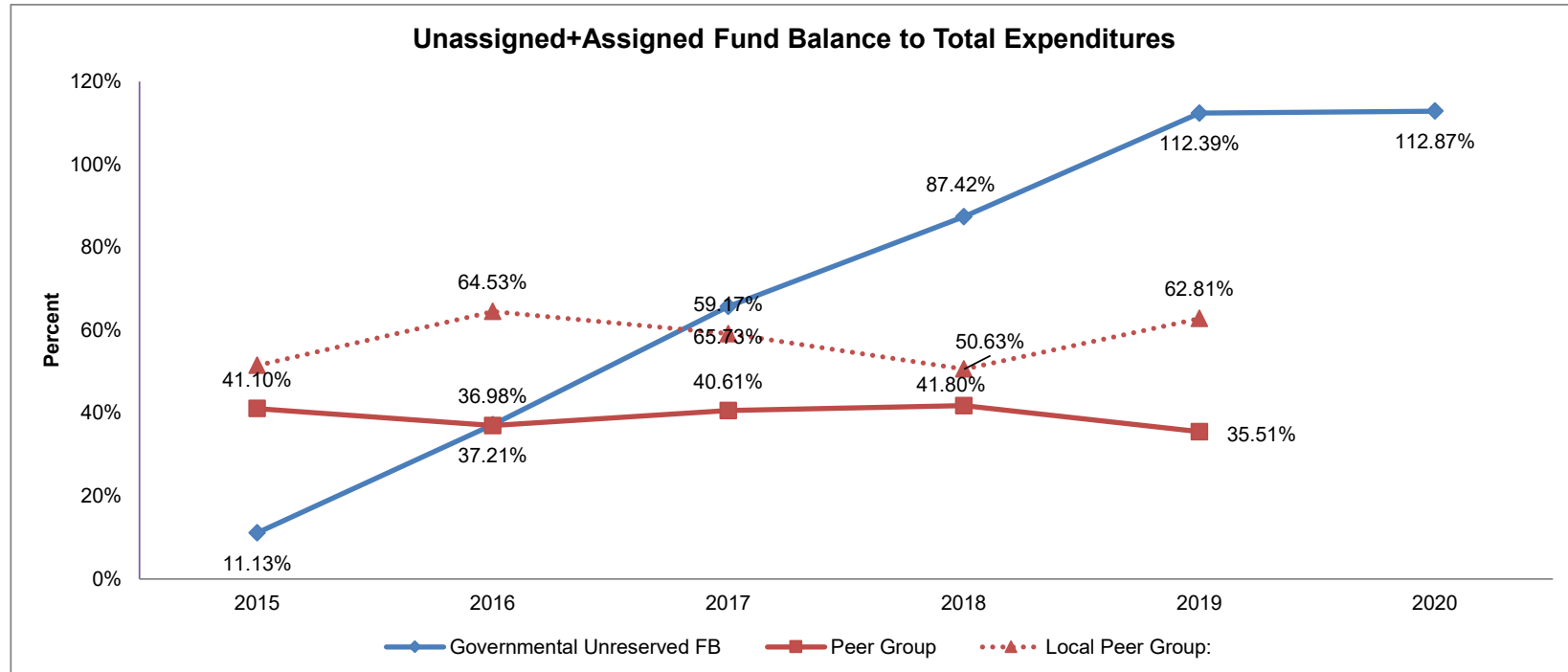
Decreasing Unassigned + Assigned Fund Balance as a Percent of Total Expenditures

**Formulation:**

$$\frac{\text{Governmental Unassigned+Assigned Fund Balance}}{\text{Total Expenditures}}$$

**Description:**

Unreserved equity reflect changes in reserves expendable for future periods. Increasing unreserved equity can indicate that the entity is saving prior period surpluses for future expenditures. In addition, if decreases are occurring which cannot be explained, spending or the use of unreserved surpluses may indicate declining productivity - spending more to deliver the same level of service.



**Peer Group:**

Unassigned+Assigned FB to Expenditures 35.51%

**Local Peer Group:**

62.81%

**Current Year Actual:**

Unassigned+Assigned FB to Expenditures 112.87%

**City of City Eagle  
Indicator 16**

**PROPRIETARY NET POSITION GAINS / LOSSES**

**Warning Trend:**

Consistent Proprietary Losses (Constant Dollars)

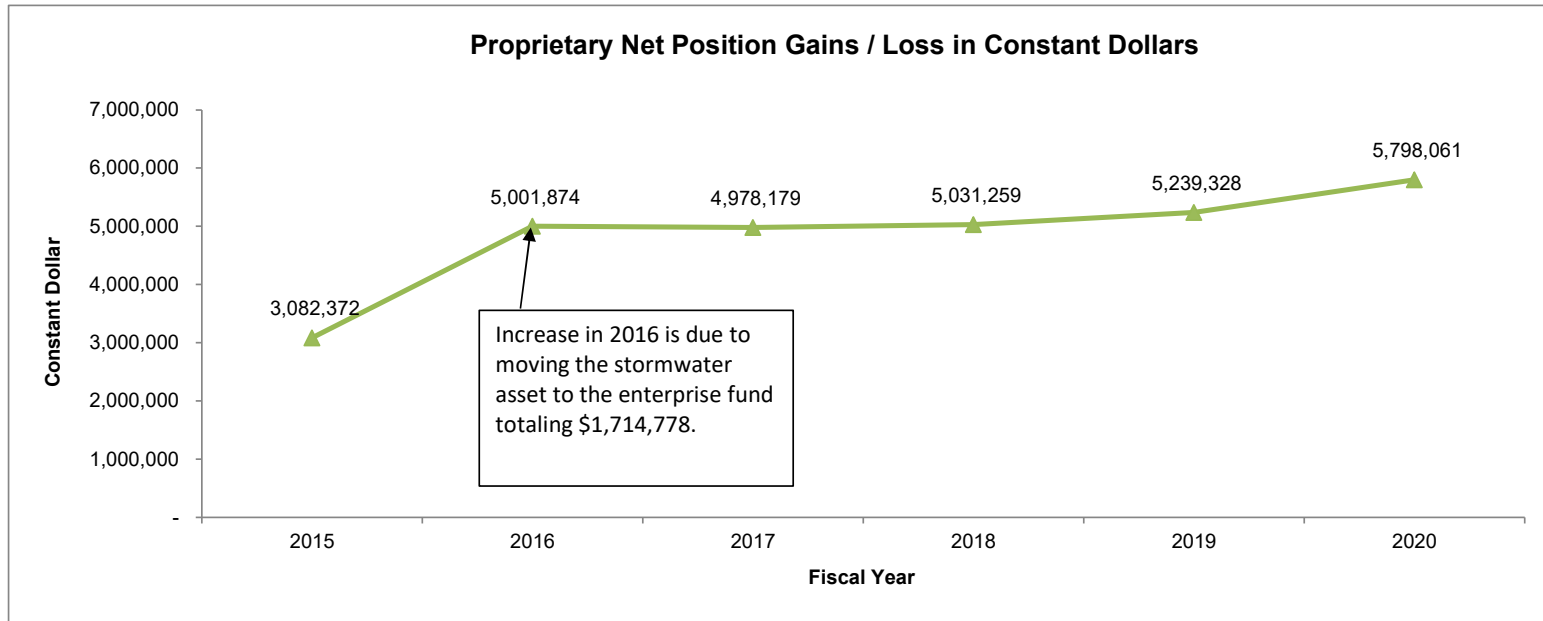
**Formulation:**

Proprietary Net Position Gains / Losses (constant dollar)

**Description:**

Proprietary losses are a special and highly visible type of operating deficit. Losses indicate problems since enterprises are expected to function as if they were commercially operated as a "for-profit" entity, as opposed to a "not-for-profit" entity. In times of economic strain, most cities can usually raise taxes to support general fund programs. For the enterprise fund programs, however, the situation can be different. Administration may raise rates, but find that revenues do not increase accordingly since the user of the service may cut back on use. Enterprises are typically more subject to the market laws of supply and demand.

In addition, enterprise operations are also usually capital intensive and often need to issue Revenue Bonds to finance necessary capital improvements and additions. The interest rates and covenants associated with the issuance of such bonds can be significantly affected by the operating position of the Enterprise.



**Peer Group:**

Proprietary Net Position NA

**Current Year Actual:**

Proprietary Net Position 5,798,061

**City of City Eagle  
Indicator 17**

**PROPRIETARY OPERATING PROFIT / LOSS**

**Warning Trend:**

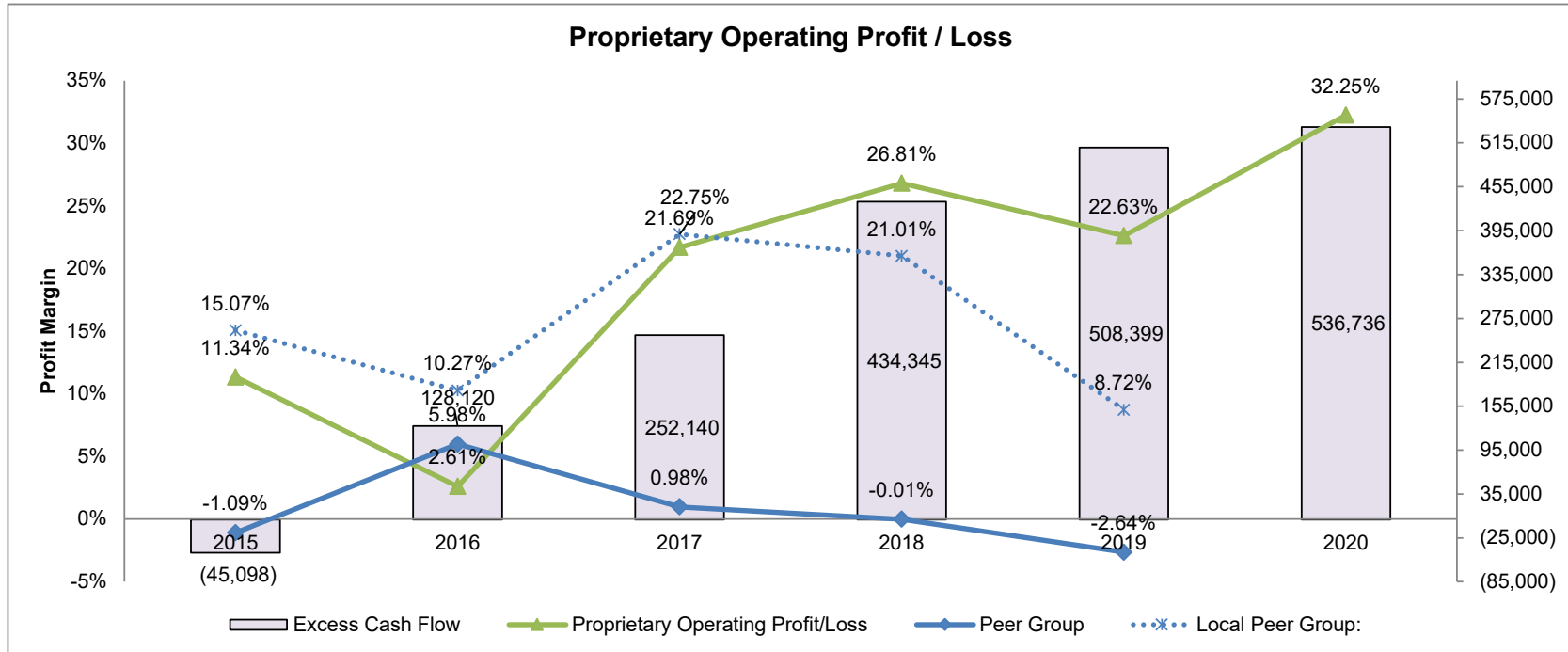
Decreasing Operating Profit Margins

**Formulation:**

$$\frac{\text{Operating Profit / Loss}}{\text{Operating Revenues}}$$

**Description:**

Proprietary operations are operating like a "for-profit" entity and as such, are concerned with meeting operating profit margins. This is the measurement of the profits realized through operations to the amount of revenue it took to generate those profits. A declining operating profit margin can indicate declining efficiencies or the of revenue generation of the services provided.



**Peer Group:**

Operating Profit Margin -2.64%

**Current Year Actual:**

Operating Profit Margin 32.25%

**Local Peer Group:**

Operating Profit Margin 8.72%

City of City Eagle  
Indicator 18 & 19

**NET POSITION**

**Warning Trend:**

Decreasing Unrestricted Net Position as a Percent of Operating Revenues

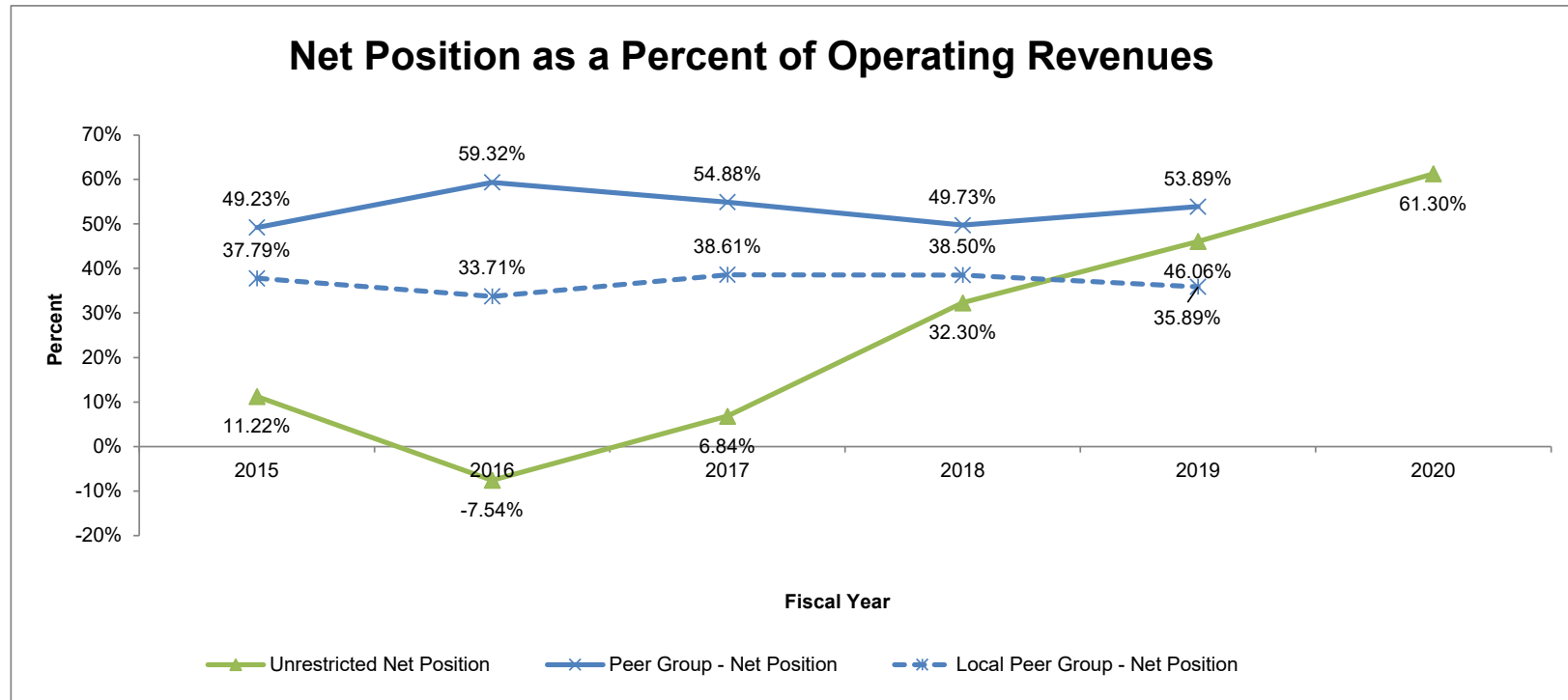
**Formulation:**

Unrestricted Net Position

Operating Revenue

**Description:**

Most communities maintain some type of reserves in order to meet unforeseen contingencies. There exist no set rules for determining at what levels these reserves should be maintained. Much depends on such factors as the kind of natural disasters or hardships the City is subject to, the flexibility of the City's revenue base, national economic conditions, and the City's overall financial health.



**Peer Group:**

Unrestricted Net Position

53.89%

Unrestricted Net Position

61.30%

**Local Peer Group:**

Unrestricted Net Position

35.89%

**City of City Eagle  
Indicator 20 & 21**

**LIQUIDITY**

**Warning Trend:**

Quick Ratio on Cash, Marketable Securities and Accounts  
Receivable to Current Liabilities of Less than One Year

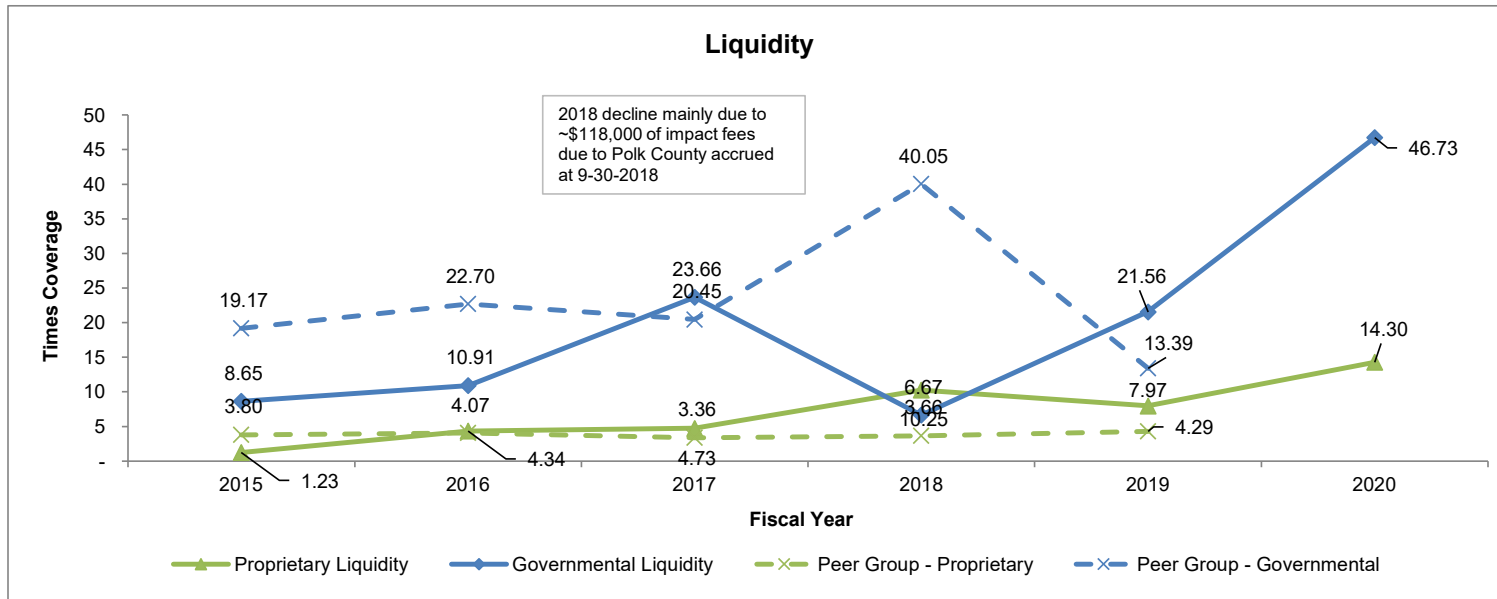
**Formulation:**

$$\frac{\text{Cash, Marketable Securities \& Accounts Receivable}}{\text{Current Liabilities}}$$

**Description:**

A good measure of a city's short-run financial condition is its cash position. "Cash position" includes cash, marketable securities, as well as other assets that can quickly be converted into cash. The level of such assets is referred to as liquidity. Liquidity is a measure of a city's ability to pay its short-term obligations. The immediate effect of insufficient liquidity is inability to pay bills in a timely manner. This can jeopardize the city's relationship with its vendors and can reduce the effectiveness and savings of the competitive bidding process associated with purchasing.

Low or steadily declining liquidity can indicate that a city has, or is, overextending itself in the long run, the first sign being a cash shortage. A standard ratio of liquidity used to analyze commercial entities is the quick ratio, or "acid test;" that is, cash, marketable securities, and accounts receivable (within 30 days) divided by current liabilities. If the ratio is approaching one, or less than one, the commercial entity is considered to be facing liquidity problems



**Peer Group:**

Governmental Liquidity      13.39  
Proprietary Liquidity         4.29

**Current Year Actual:**

Governmental Liquidity      46.73  
Proprietary Liquidity         14.30

**City of City Eagle  
Indicator 22, 23 & 24**

**MONTHLY COVERAGE**

**Warning Trend:**

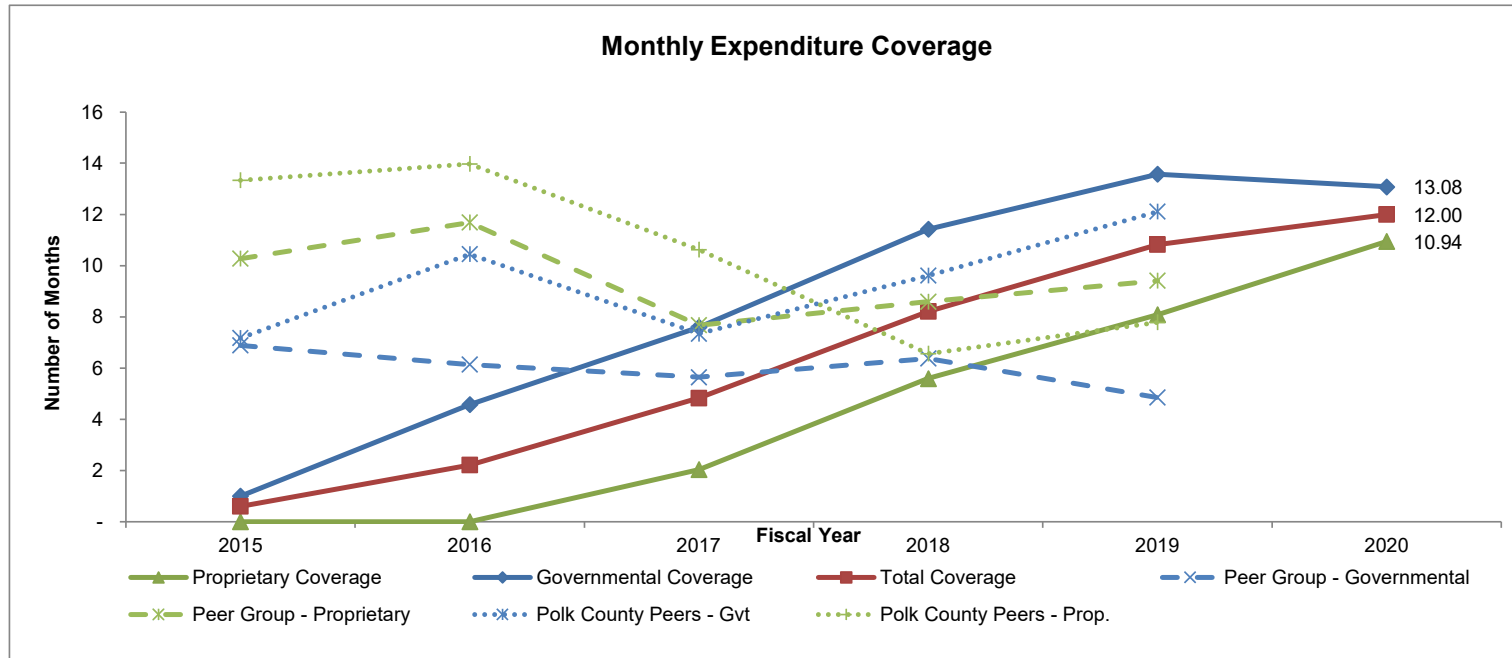
Decreasing Ratio of Highly Liquid Assets to Monthly Operating Expenditures

**Formulation:**

$$\frac{\text{Cash \& Investments}}{\text{Operating Expenditures} / 12}$$

**Description:**

The monthly coverage ratio determines the number of months highly liquid assets (cash and investments) will cover if no additional revenues are received. There are no set levels of desired coverage for Governmental or Proprietary Funds, however, there are benchmarks that have been derived from like-sized municipalities to help measure the coverage ratio.



**Peer Group:**

Governmental Monthly Coverage 4.85  
Proprietary Monthly Coverage 9.41

**Current Year Actual:**

Governmental Monthly Coverage 13.08  
Proprietary Monthly Coverage 10.94

**Local Peer Group:**

Governmental Monthly Coverage 12.11  
Proprietary Monthly Coverage 7.78

City of City Eagle  
Indicator 25 & 26

**CURRENT LIABILITIES**

**Warning Trend:**

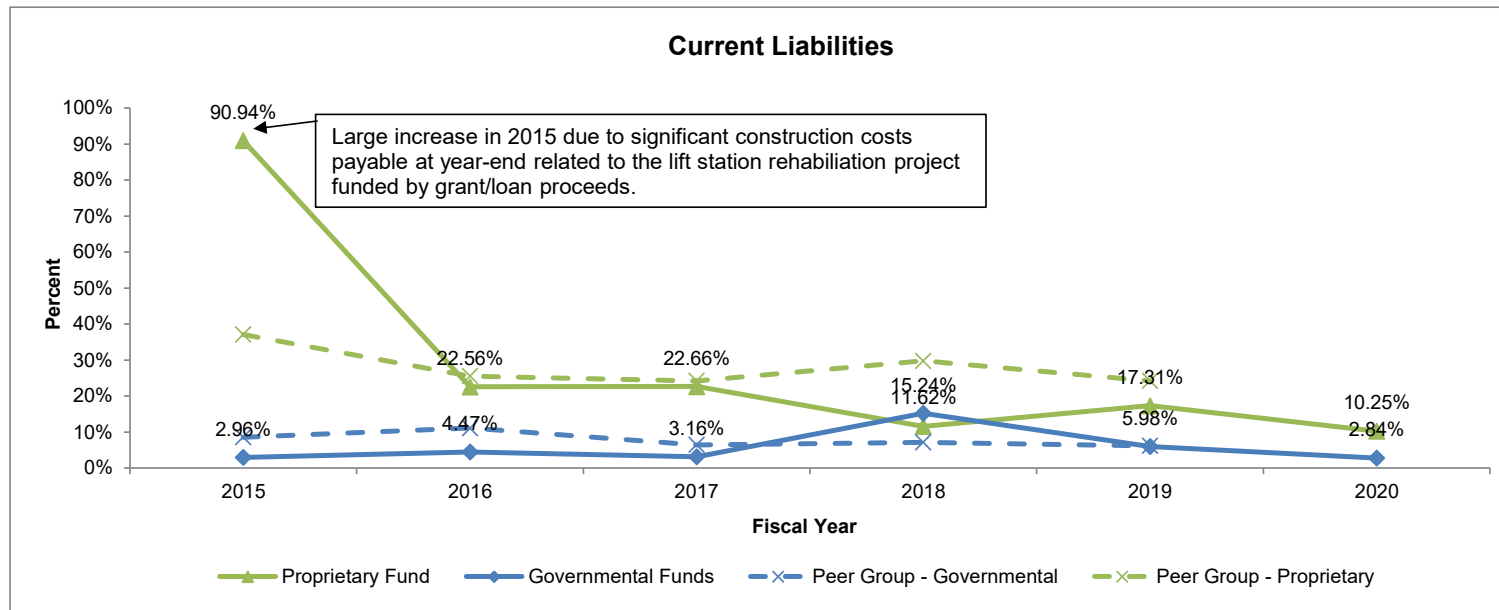
Increasing Current Liabilities as a Percent of Operating Revenues

**Formulation:**

$$\frac{\text{Current Liabilities}}{\text{Total Revenues or Operating Revenues}}$$

**Description:**

Current liabilities are defined as the sum of all liabilities which come due within a one-year period. Current liabilities could include short-term debt, the current portion of long-term debt, accounts payable, accrued payroll and other current liabilities.



**Peer Group:**

Governmental Liquidity 6.21%  
Proprietary Liquidity 24.20%

**Current Year Actual:**

Governmental Liquidity 2.84%  
Proprietary Liquidity 10.25%

**City of City Eagle  
Indicator 27**

**GENERAL LONG-TERM DEBT PER CAPITA**

**Warning Trend:**

Increasing Amount of Net General Long-term Debt Outstanding per Capita

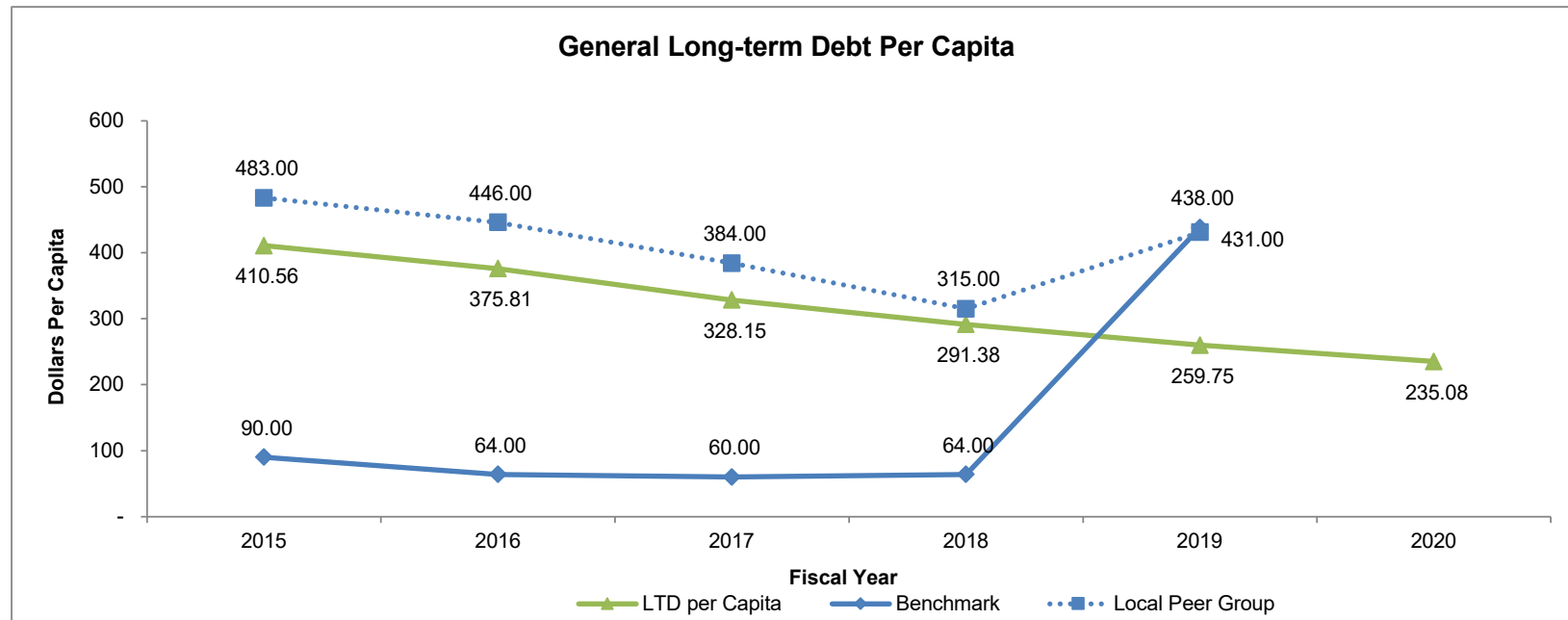
**Formulation:**

Long-term Debt - Governmental

Population

**Description:**

General obligation debt is where the City has pledged its full-faith-and-credit taxing powers. One way to monitor this obligation is on a per capita basis. This is an especially useful measure for cities that do not rely heavily on the property tax. The per capita measure shows how outstanding debt is changing in relation to changes in population. As population or households increase, it would be expected that capital needs increase, and hence, long-term debt needs would increase.



**Peer Group:**

General Long-term Debt per Capita

438.00

**Local Peer Group:**

431.00

**Current Year Actual:**

General Long-term Debt per Capita

235.08

**City of City Eagle  
Indicator 28**

**DEBT SERVICE TO EXPENDITURES - GOVERNMENTAL FUNDS**

**Warning Trend:**

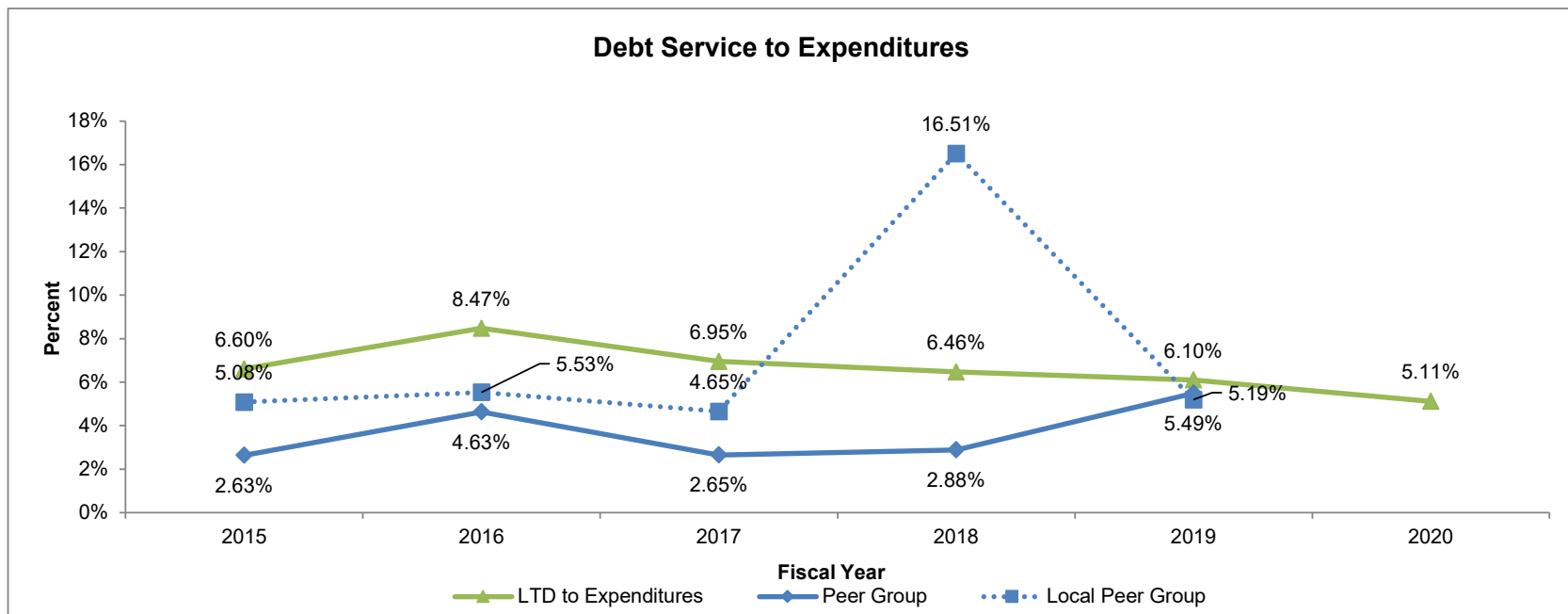
Increasing Amount of Total Debt Service as a Percent of  
Operating Revenues and Transfers of General Fund

**Formulation:**

$$\frac{\text{Total Debt Service - Governmental Funds}}{\text{Total Expenditures}}$$

**Description:**

Debt service here is defined as the amount of principal and interest that a city must pay each year on its long-term debt. As debt service increases, it adds to the city's fixed obligations and reduces its expenditure flexibility. Debt service can be a major part of a city's fixed costs, and excessive increases can indicate excessive debt and fiscal strain.



**Peer Group:**

Debt Service to Expenditures 5.49%

**Current Year Actual:**

Debt Service to Expenditures 5.11%

**Local Peer Group:**

Debt Service to Expenditures 5.19%

**City of City Eagle  
Indicator 29**

**CAPITAL OUTLAY - GOVERNMENTAL FUNDS**

**Warning Trend:**

A Steady Long-term Decline in Capital Outlays as a Percent of Operating Expenditures

**Formulation:**

Capital Outlays from Operating Funds

---

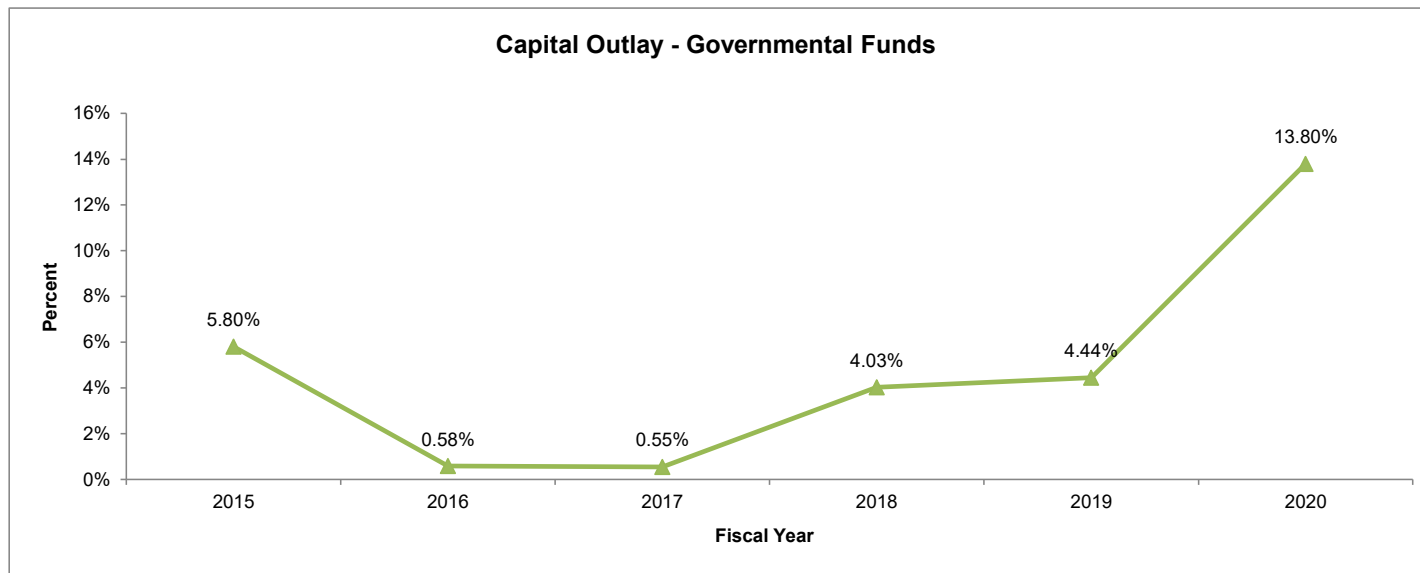
Net Operating Expenditures

**Description:**

The expenditure for operating equipment purchased from the operating budget is usually referred to as capital outlay. Normally, it would include equipment with an estimated useful life in excess of one year, and have an initial cost of a minimum of \$5,000. Capital outlay does not include capital budget expenditures for construction of capital facilities such as streets or bridges.

The purpose of capital outlay in the operating budget is to replace worn-out equipment or add new equipment to enhance operations on a regular basis. The level of capital outlay is a rough indicator of whether or not the City's stock of equipment is being maintained in good condition. However, this does not account for the adequacy of routine repair and maintenance. Over a number of years, the relationship between capital outlay needs and operating expenditures should remain about the same.

If the ratio is declining in the short-run (one to three years), it could mean that the City's needs have temporarily been satisfied since most equipment lasts more than one year. If the decline persists for more than three (3) years, it may indicate that capital outlays are being deferred. Such a practice can result in the use of obsolete or inefficient equipment and the creation of future unfunded liabilities.



**Peer Group:**

Capital Outlay

NA

**Current Year Actual:**

Capital Outlay

13.80%

**City of City Eagle  
Indicator 30**

**DEPRECIATION - PROPRIETARY FUNDS**

**Warning Trend:**

Declining Amount of Depreciation Expenses as a Percent of  
Total Depreciable Assets for Proprietary Funds

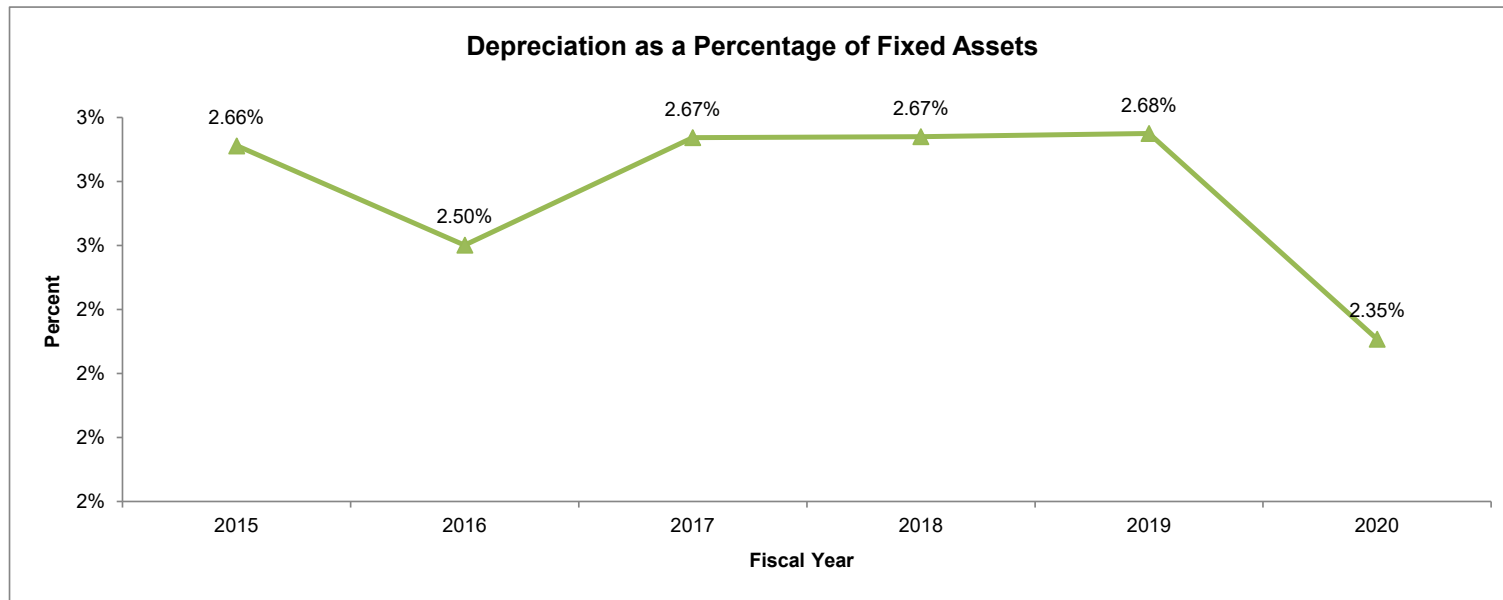
**Formulation:**

$$\frac{\text{Depreciation Expense}}{\text{Cost of Depreciable Assets}}$$

**Description:**

Depreciation is the mechanism by which a cost is associated with the use of a fixed asset over its estimated useful life. Depreciation will only be recorded in proprietary funds. Total depreciation expense typically remains a relatively stable proportion of the cost of the entity's fixed assets. The reason is that older assets, which are fully depreciated, are continually being replaced with newer assets.

If depreciation costs are steadily declining as a percentage of fixed asset cost, the assets on hand are probably being used beyond their estimated useful lives, and thus are fully depreciated. If the ratio is declining for this reason, it can indicate that the proprietary funds lack the resources to remain financially solvent.



**Peer Group:**

Depreciation

N/A

**Current Year Actual:**

Depreciation

2.35%

**City of City Eagle**  
Indicator 31, 32 & 33

**UNRESTRICTED CASH & INVESTMENTS**

**Warning Trend:**

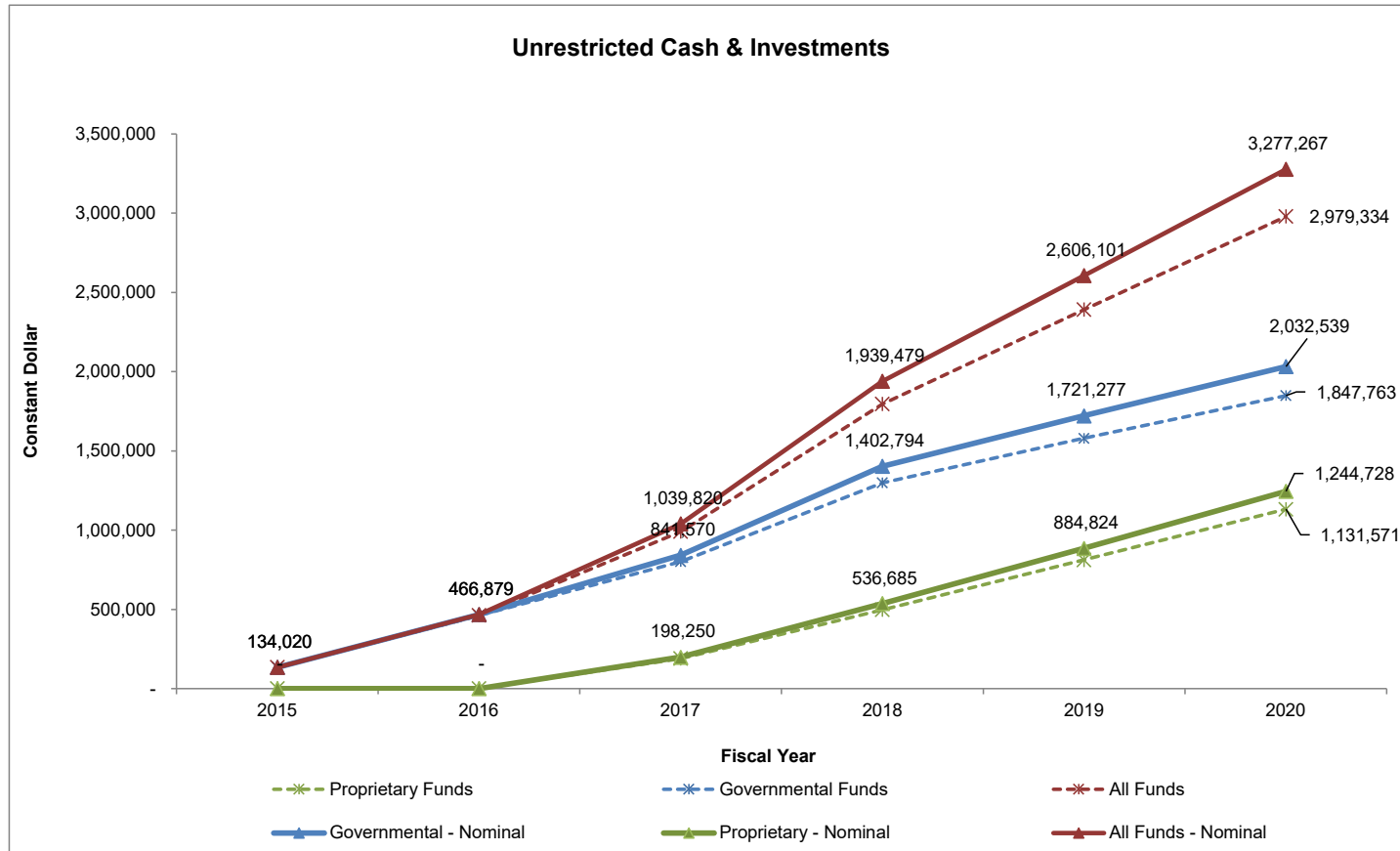
Decreasing Unrestricted Cash & Investments

**Formulation:**

Unrestricted Cash & Investments (constant dollar)

**Description:**

Unrestricted cash & investments is the amount of highly liquid funds that can be used for any purpose of the City. A decreasing trend in these highly liquid funds can indicate the inability of the City to meet operating needs and a deteriorating financial condition. A positive factor of increasing unrestricted cash & investments indicates the ability of the City to meet current needs and reserve funds for future purposes.



**Peer Group**

Unrestricted - Governmental	NA
Unrestricted - Proprietary	NA

**Current Year Actual:**

Unrestricted - Governmental	1,847,763
Unrestricted - Proprietary	1,131,571

**City of City Eagle  
Indicator 34**

**CASH CURRENT DEBT COVERAGE**

**Warning Trend:**

A Steady Decline in Current Debt to Cash Flow From Operations

**Formulation:**

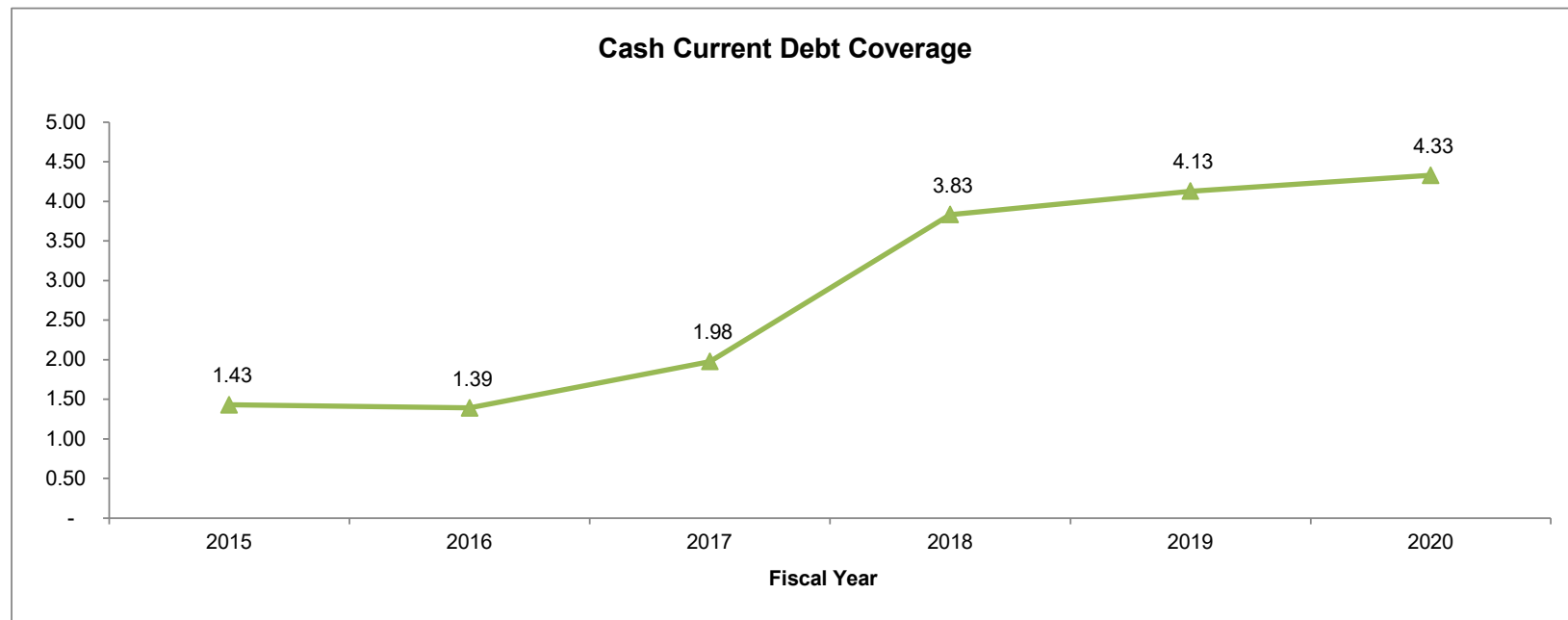
Cash Flow From Operations (Proprietary Fund)

---

Current Portion of Long-Term Debt + Interest Expense

**Description:**

The Cash Current Debt Coverage ratio shows the correlation of the City's ability to meet its current debt requirements. As with the interest coverage ratio, the current debt coverage ratio indicates the City's ability to carry debt comfortably. The higher the multiple, the higher the comfort level.



**Peer Group:**

Current Debt Coverage

NA

**Current Year Actual:**

Current Debt Coverage

4.33

**City of City Eagle  
Indicator 35**

**ALL IN COVERAGE (STANDARD AND POORS)**

**Warning Trend:**

A Steady Decline in the All In Coverage Ratio

**Formulation:**

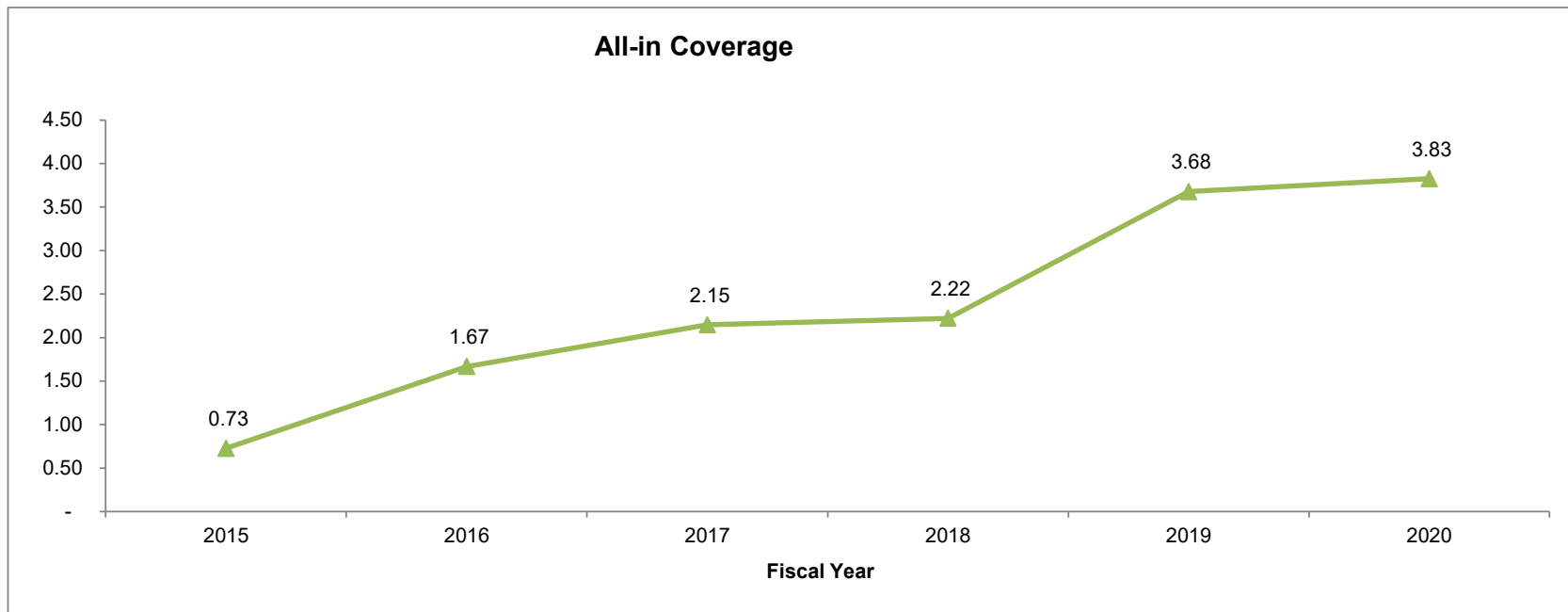
Cash Flow From Operations - Net Transfer

---

Cash Paid for Debt Service (Principal and Interest)

**Description:**

While there are a variety of metrics that measure the ratio of revenues to revenue requirements, including financing obligations, Standard and Poors believe that all-in coverage best gauges a utility's true total financial capacity. The All-in coverage metric best tracks the use of every dollar of utility operating revenues, regardless of accounting treatment or ultimate purpose. An all-in coverage ratio is considered highest rated if it is over 1.60x and lowest if below 1.00x with an average of 1.20x



**Peer Group:**

Current Debt Coverage

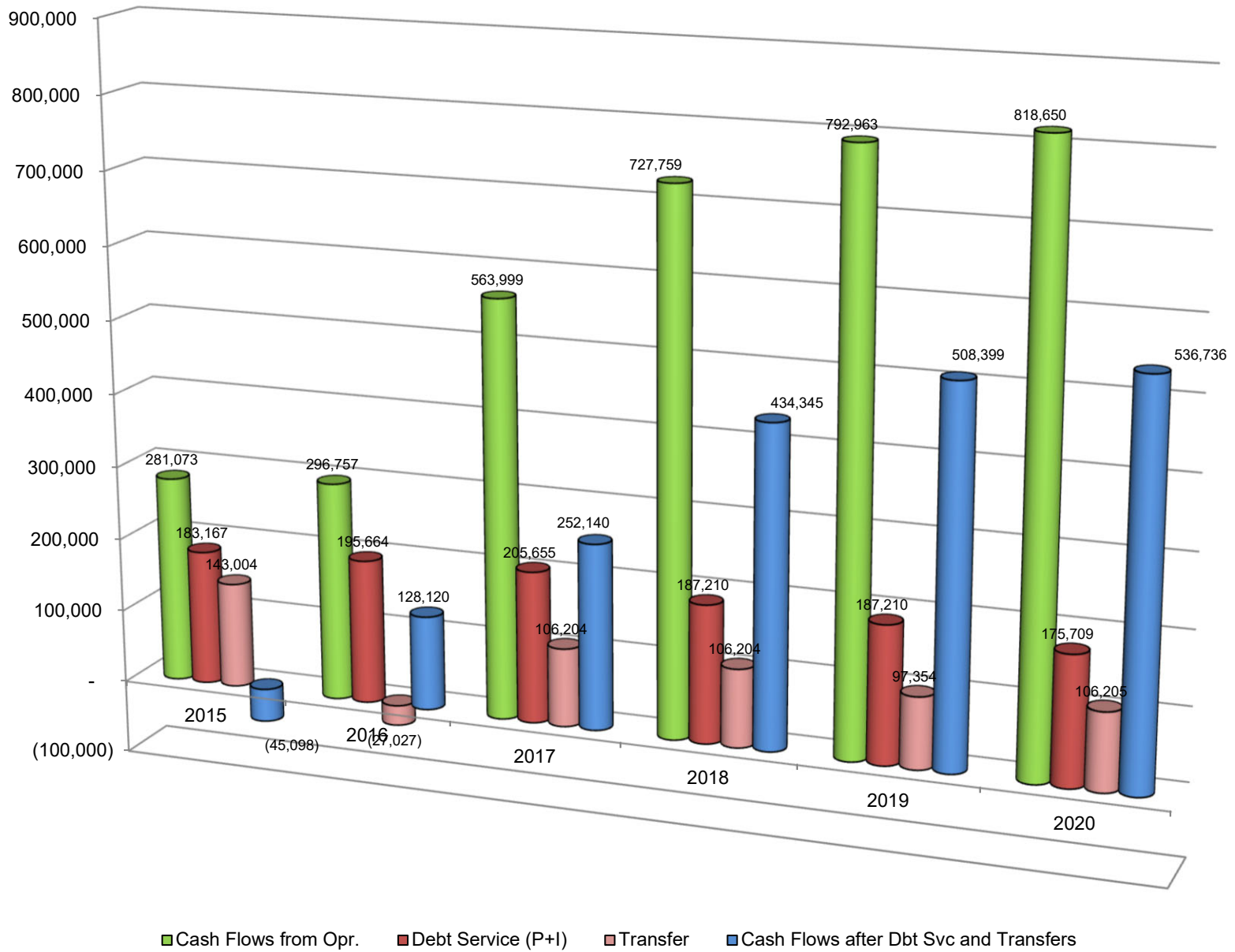
NA

**Current Year Actual:**

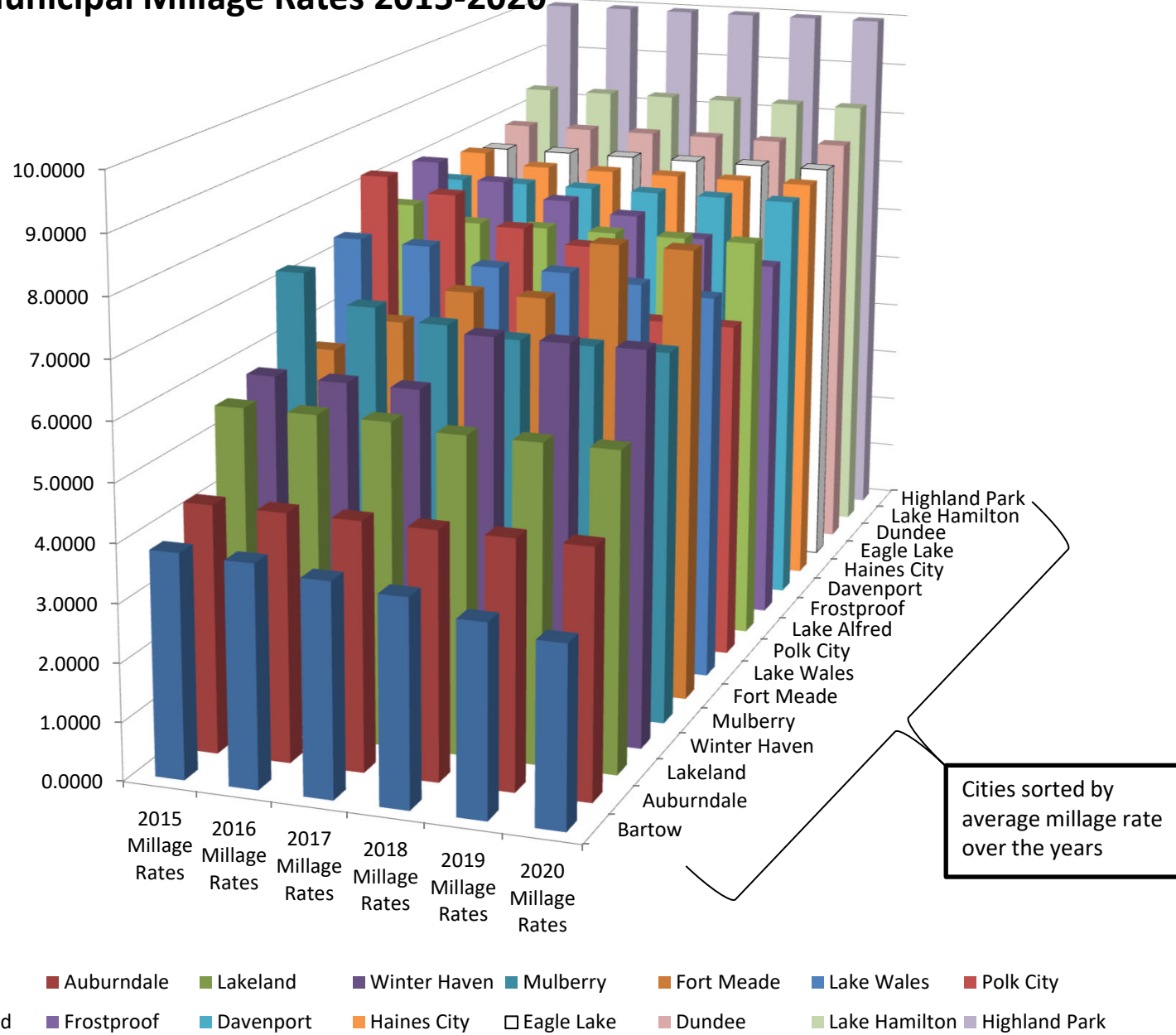
Current Debt Coverage

3.83

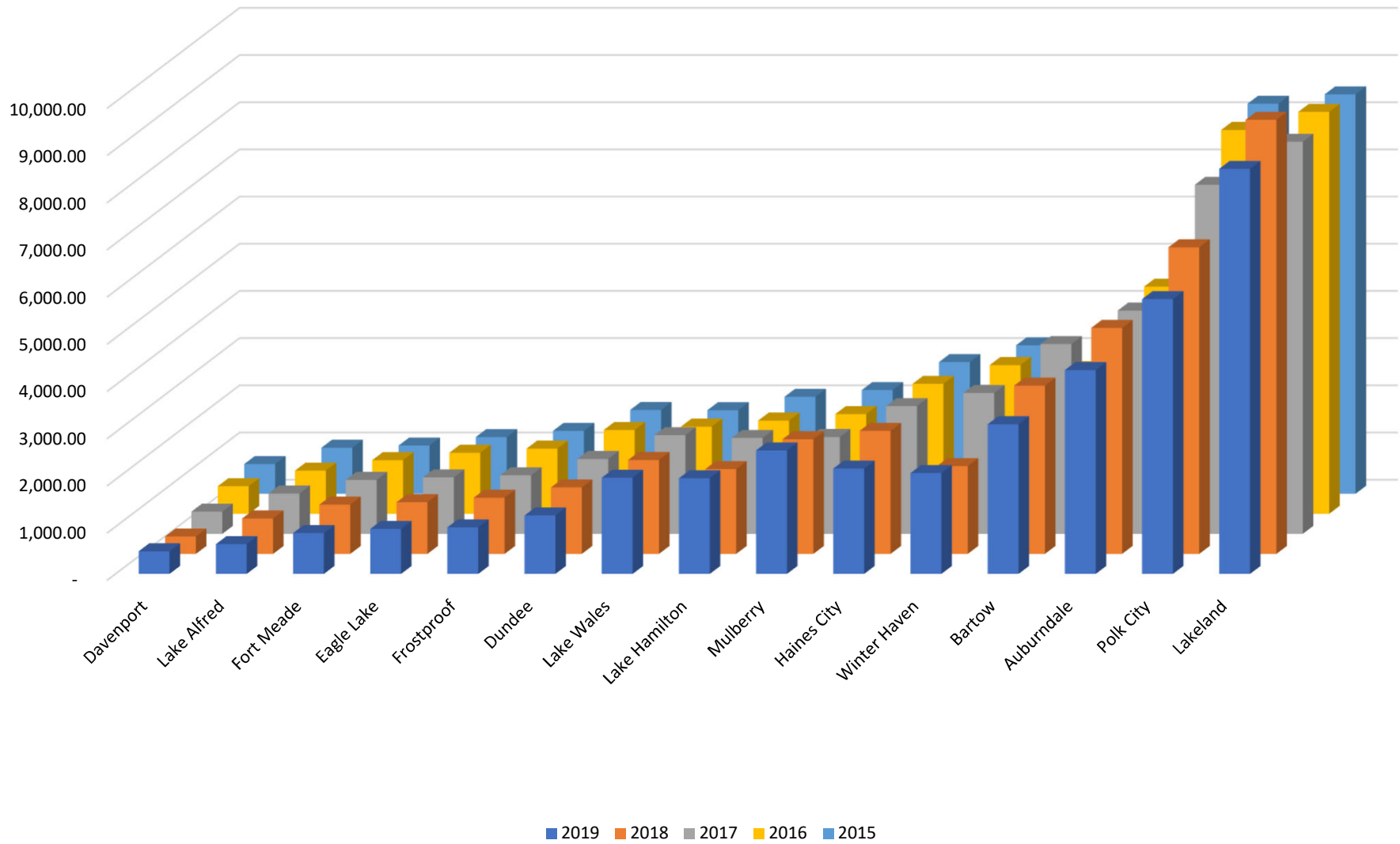
### Enterprise Fund Cash Flows



## Polk County Municipal Millage Rates 2015-2020



## Long-Term Obligations per Capita



### STATE-WIDE PEERS

Entity	Tax Prop Value	Millage Rate	Population
M03200 - Blountstown, City of	58.1513	1.5000	2,414
M03400 - Bonifay, City of	81.1225	0.0000	2,755
M03500 - Bowling Green, City of	38.1317	7.2965	2,923
M05900 - Chattahoochee, City of	29.7939	0.9823	3,090
M09500 - Eagle Lake, City of	94.1210	7.6516	2,649
M12500 - Graceville, City of	83.7873	4.0000	2,238
M15000 - Hilliard, Town of	99.8391	2.1600	3,036
M17200 - Jasper, City of	50.2369	7.9490	2,845
M21900 - Madison, City of	88.7448	7.0000	2,998
M22200 - Malone, Town of	14.0034	1.0000	2,070
M24600 - Monticello, City of	94.0510	7.2000	2,449
M36600 - Trenton, City of	60.5724	2.2500	2,021

**Benchmark Criteria: Governmental/Proprietary Funds, Pop 2,000 - 4,999, & TPV < \$100,000,000**

**Note: Taxable Property Value is in millions**



## **CITY OF EAGLE LAKE MUNICIPAL ELECTION ADMINISTRATION AGREEMENT**

This agreement made and entered into this \_\_\_\_\_ day of \_\_\_\_\_, 2021, by and between LORI EDWARDS, SUPERVISOR OF ELECTIONS OF POLK COUNTY, FLORIDA, a constitutional officer of the State of Florida, (hereafter "Elections Supervisor"), and the CITY OF EAGLE LAKE, FLORIDA, a Florida municipal corporation, (hereafter "City").

### **ARTICLE I. PURPOSE**

The purpose of this Agreement is to provide for the administration of the City's Election to be held on the 6<sup>th</sup> day of April, 2021, for the purpose of electing two (2) City Commission Members. The parties have determined it to be in their best interest and that of the public that the duties and responsibilities of each party concerning this election are agreed upon and set forth in a formal agreement.

### **ARTICLE II. DATE OF ELECTION**

The Election shall be held and conducted on Tuesday, April 6, 2021.

### **ARTICLE III. ELECTIONS SUPERVISOR'S RESPONSIBILITIES**

1. The Elections Supervisor shall prepare a file for ballot printing and audio ballots, based on information received from the City Clerk, and the Elections Supervisor shall arrange for the printing, preparation, receipt and testing of the ballots to be used in the City's election.
2. The Elections Supervisor shall provide the City Clerk with a list of election workers who may be available for hire.
3. The Elections Supervisor shall schedule the training and arrange the placement of election workers and alternates for each polling location.
4. The Elections Supervisor shall train election workers in accordance with Section 102.014, Florida Statutes.
5. The Elections Supervisor shall prepare poll lists, automatic tabulating equipment and other polling place supplies and issue them to the precinct clerk.
6. The Elections Supervisor shall prepare audio ballots to accommodate voters with disabilities.
7. The Elections Supervisor shall prepare and cause to be timely published the notice required by Section 101.5612(2), Florida Statutes, of the time and place of the test of the automatic tabulating equipment used by the Elections Supervisor to ascertain that the equipment will correctly count the votes cast in the election.
8. The Elections Supervisor shall conduct the testing of the automatic tabulating equipment as required by Section 101.5612(1), Florida Statutes, at the Election Operations Center in Winter Haven, in the presence of the City Canvassing Board, candidate(s) and other parties.

## **CITY OF EAGLE LAKE MUNICIPAL ELECTION ADMINISTRATION AGREEMENT**

9. The Elections Supervisor shall mail and receive mail ballots for the City's election.
10. The Elections Supervisor shall notify voters with information regarding the opportunity to "cure" their vote-by-mail envelopes or provisional ballots, as determined by the City.
11. The Elections Supervisor shall tally mail ballots as directed by the Canvassing Board and supply the Canvassing Board with results, as well as any ballots rejected by the tabulation unit.
12. The Elections Supervisor shall provide walk-in voting at Election Headquarters, 250 S. Broadway Ave., Bartow, Florida, the Election Operations Center, 70 Florida Citrus Blvd., Winter Haven, Florida as well as the Polk County Government Center; 930 E. Parker St., Lakeland, Florida beginning Monday, March 29, 2021 and ending Monday, April 5, 2021. Hours of operation will be from 8:30 AM to 4:30 PM weekdays.
13. The Elections Supervisor shall provide staff support (on site or by phone) to assist election workers at the polling locations on Election Day.
14. The Elections Supervisor shall provide staff assistance to support the City Canvass Board meeting on April 6, 2021, at the Election Operations Center in Winter Haven.
15. The Elections Supervisor shall provide a cellular phone to the precinct clerk.
16. The Elections Supervisor shall not charge the City for any services, staff time, equipment rental or supply usage.

### **ARTICLE IV. CITY RESPONSIBILITIES**

1. The City Clerk is responsible for the conduct of this election and shall act as the sole qualifying official. Upon completion of qualifying of the candidates, the City Clerk will, no later than 5:00 PM on Friday, February 5, 2021, provide to the Elections Supervisor the list of qualified candidates for the City offices to be voted upon in the election, as well as official title and language for referendums (if applicable) and the official election title. Title and full text of referendums must also be supplied in Spanish.
2. Within 24 hours of receipt, the City shall review, sign and return the ballot proof sheet, signifying correctness, before printing will commence.
3. The City shall determine how many ballots will be ordered and will provide payment for printing costs directly to the ballot printer.
4. The City shall provide pronunciation guidelines of the qualified candidates to be used with the audio ballot for the visually impaired.
5. The City shall publish a Sample Ballot in a newspaper of general circulation and mail a Sample Ballot to all registered voters or households containing a registered voter.
6. The City shall mail a notice of change of polling place to each registered voter or household containing a registered voter as required by Section 101.71, Florida Statutes.

## **CITY OF EAGLE LAKE MUNICIPAL ELECTION ADMINISTRATION AGREEMENT**

7. The City shall reimburse the Elections Supervisor for the cost of postage, envelopes, secrecy sleeves and inserts for mail ballots mailed on behalf of the City at a rate of \$2.12 USD for each ballot mailed.
8. The City Clerk or Canvassing Board shall be responsible for reviewing all returned mail ballot envelopes and verifying voters' signatures. The City Clerk or Canvassing Board shall determine which mail ballot envelopes have not been signed, and which have signatures that may not match, requiring a cure opportunity letter to be sent to said voters.
9. The City shall cause to be timely published all public notices required by Florida Statutes, with the exception of the Notice of Testing of Automatic Tabulating Equipment.
10. The City shall notify candidates of the time and place of Logic and Accuracy testing as per Florida Statutes 101.5612(2).
11. The City shall arrange for the use of polling location(s) on Election Day and is responsible for site agreements, if necessary.
12. The City shall inform the Elections Supervisor of polling locations no later than Tuesday, February 2, 2021.
13. The City shall deliver to the Elections Supervisor, no later than 5:00 PM on Friday, February 5, 2021, a final list of addresses that are included inside the city limits, which have been certified as correct by the City Clerk or governing board of the City.
14. The City shall have all election workers and alternates hired for the City's election no later than Wednesday, March 17, 2021 in accordance with Section 102.012, Florida Statutes.
15. The City shall be responsible for collecting employee paperwork and creating copies of all necessary documentation with regard to election workers' employment.
16. The City shall compensate election workers for training and working on Election Day, based on a rate agreed between the City and the election workers.
17. The City shall pick up voting booths and other large supply items from the Election Operations Center; 70 Florida Citrus Blvd. Winter Haven, on Monday, April 5, 2021, and return them on Wednesday, April 7, 2021. The City shall assume financial responsibility for the replacement of any voting booths, voting equipment or other electronics lost or damaged either in transit or while in the City's custody.
18. The City Charter shall designate the Canvassing Board for the City's election, which shall convene in a publicly noticed meeting open to the public in accordance with Section 286.011, Florida Statutes and Section 102.141 (2), Florida Statutes. The City Canvassing Board shall canvass the results of the Election, executing or causing the execution of the Certification of the Election.

## CITY OF EAGLE LAKE MUNICIPAL ELECTION ADMINISTRATION AGREEMENT

19. The City Canvassing Board shall meet on April 6, 2021, at the Election Operations Center, 70 Florida Citrus Blvd. Winter Haven to canvass mail ballot envelopes and precinct returns. The Canvassing Board will remain until unofficial results are documented.
20. Following Certification of the Election, the City will conduct a manual audit of the voting system as specified in Section 101.591, Florida Statutes.

### ARTICLE V.

1. In accordance with Florida Statutes, in its capacity as the Canvassing Board for the City's election, the governing body of the City shall receive and dispose of any protest, challenge or contest and shall be responsible for any responses to any legal actions brought before a court or administrative agency of any level of government challenging the results of the election and defend the results of the election.
2. The City shall hold harmless and defend the Elections Supervisor against all claims upon the City's or its employees' negligent, unconstitutional, or criminal conduct or conduct of the City or its employees that violate elections laws that may be brought or filed against the Elections Supervisor's participation or assistance with the City's election.
3. Any duty or responsibility of the Elections Supervisor as provided for in this Agreement, or as may be required by the Florida Election Code may, to the extent not prohibited by this Agreement or Florida Law, be carried out by any duly authorized employee, agent, or designee of the Elections Supervisor.

WHEREFORE, the parties hereto have agreed and set their hands as of the date set forth above.

APPROVED:

\_\_\_\_\_  
SIGNATURE

\_\_\_\_\_  
TITLE

DATED: \_\_\_\_\_

WITNESSED:

\_\_\_\_\_  
SIGNATURE

\_\_\_\_\_  
TITLE

DATED: \_\_\_\_\_

APPROVED:

\_\_\_\_\_  
LORI EDWARDS

SUPERVISOR OF ELECTIONS  
POLK COUNTY, FLORIDA

DATED: \_\_\_\_\_

WITNESSED:

\_\_\_\_\_  
SIGNATURE

\_\_\_\_\_  
TITLE

DATED: \_\_\_\_\_



## CITY OF EAGLE LAKE

*"Growing With People In Mind"*

75 N. 7<sup>th</sup> Street, P. O. Box 129, Eagle Lake, FL 33839 Phone  
(863) 293-4141 Fax (863) 294-3590

Date: January 11, 2021

To: Mayor Coler, and City Commission

From: Dawn Wright, MMC, FCRM, City Clerk

RE: Approval of Potential Election Workers for April 6, 2021

---

Please see attached list of Potential Election Workers for our April 6, 2021 General Election.

Rhonda Bowden our Precinct Clerk has been added to the list (list presented doesn't reflect her being added)

I respectfully ask that the City Commission approve this list as submitted.

Thank you.

Last_Name	First_Name	Party	Precinct	Mailing_Address	Mailing_City_State	PrecWorked	PosnDescription	Languages
Meadows	Audrey	DEM	107.2	P.O. BOX 776	POLK CITY FL	334	Asst Clerk	
Nowling	Leyla	REP	518.1	2079 Lake Buffum Rd W	Fort Meade FL	338	Asst Clerk	
Carman	Sylvia	NPA	319.2	2631 Trinity Cir NW	Winter Haven FL	510	Asst Clerk	
White	Peggy	REP	334.1	4504 Crystal Beach Rd	Winter Haven FL	327	Asst Clerk	
Thornhill	William	REP	334.2	PO BOX 38	Eagle Lake FL	333	Asst Clerk	
Adams	Linda	REP	329.1	8 Henry DR	Winter Haven FL	334	Book Inspector	
Dunnam	Robin	Rep	334.1	725 S Terrace Dr	Eagle Lake FL	334	Book Inspector	
Perry	Jason	DEM	338.3	2218 Zinfandel Ln	Eagle Lake FL	334	Book Inspector	
Gallagher	Kathleen	REP	310.4	121 Dawson Ln NW	Lake Alfred FL	338	Book Inspector	
Willcut	Homer	REP	338.1	1402 E Eagle Ave	Eagle Lake FL	338	Book Inspector	
Lusiak	Judith	REP	339.2	10 Navel Dr	Winter Haven FL	338	Book Inspector	
Lupini	Tina	DEM	526.3	4193 Dunmore Dr	Lake Wales FL	338	Book Inspector	
Long	Michelle	REP	339.1	488 Talamone Dr	Winter Haven FL	510	Book Inspector	
Espinosa	Enoch	DEM	529.1	649 Hart Lake Dr	Winter Haven FL	510	Book Inspector	Spanish
Samuel	Ladonna	DEM	338.3	399 Squires Grove Dr	Winter Haven FL	239	Book Inspector	
Barton	Colleen	DEM	338.1	4102 Shaw Rd	Eagle Lake FL	333	Book Inspector	
Dokmadjian	Sirarpy	REP	334.1	15 Mullins Rd	Winter Haven FL	336	Book Inspector	
Cooper	Kathy	REP	334.2	216 W Lake Ave	Eagle Lake FL	511	Book Inspector	
Carter	Gerald	Npa	510.2	114 Madera Dr	Winter Haven FL	521	Book Inspector	
Robinson	Paula	REP	329.2	289 St Georges Cir	Eagle Lake FL	325	Book Inspector	
Wolfe	Keith	REP	334.2	PO BOX 401	Eagle Lake FL	334	Deputy	
Reed	Oveder	DEM	340.3	4654 FOX TRL	Winter Haven FL	338	Deputy	
Setser	Donna	REP	338.1	2576 Rifle Range RD	Winter Haven FL	521	Deputy	
Alcorn	Joanne	DEM	319.4	256 Loma Dr	Winter Haven FL	334	Precinct Clerk	
Johnson	Donna	DEM	334.2	368 W Eagle Ave	Eagle Lake FL	307	Precinct Clerk	
Morris	Tameka	DEM	329.2	518 Lorient Dr	Eagle Lake FL	306	Precinct Clerk	
Jones	Teresa	DEM	519.4	23781 Hwy 27 Ste 129	LAKE WALES FL	334	Voting Equip Op	
Ippolito	Joseph	DEM	338.3	618 E Central Ave	Eagle Lake FL	338	Voting Equip Op	
Carman	John	NPA	319.2	2631 Trinity Cir NW	Winter Haven FL	510	Voting Equip Op	
Singh	Jasoda	DEM	510.3	513 Vista Way Ln	Eagle Lake FL	505	Voting Equip Op	
Pollard	Florence	DEM	338.1	714 Cameron Rd	Eagle Lake FL	516	Voting Equip Op	

January 8, 2021

Mr. Tom Ernharth, City Manager  
City of Eagle Lake  
75 North 7<sup>th</sup> Street  
Eagle Lake, FL 33839

**RE: ELAKX20007 – RANCHES AT LAKE MCLEOD CENTRAL RANCH ENGINEERING PLAN REVIEW**

Dear Tom,

We have completed a preliminary engineering review of the development plans for the Ranches at Lake McLeod – Central Ranch project dated December 21, 2020. We have some significant comments and concerns as noted below.

Our comments with respect to the submitted plans are as follows:

Potable Water

1. The potable water system design is generally acceptable. We did note the following minor issues.
  - a. On Sheets C11 and C12, there are callouts for 8" fittings on the 10" water main along Bomber Road.
  - b. On Sheet C11 there is a callout showing a 6" main on what otherwise is shown as an 8" main (Street 270)
  - c. On Sheet C11 there is a missing callout for a valve (Street 220).
2. No water system hydraulic calculations were provided to show that minimum fire flows can be met. Once we see that report we may have additional comments on the water system design.

Sanitary Sewer

1. We did not perform a complete review of the sanitary sewer system because of the large number of gravity sewer manholes and pipelines that are deeper than the City's maximum allowable depth of 12 feet. Some of these manholes are as much as 19 or 20 feet deep. The gravity sewer plans must be revised to correct this concern.
2. We noted that the plans call for two separate connections from this phase of the development to the City's Bomber Road force main. We would prefer that there only be one force main connection from the Ranches at Lake McLeod development from each side of Bomber Road. Any other required lift stations should pump to one master lift station on each side of Bomber Road. Upstream lift stations can pump into the gravity sewer system served by the master lift station as long as the gravity system can hydraulically handle the flow. Any cost increase associated with increasing the pump capacity for the master lift station should be offset by the reduction of cost related to reducing the pump size for the contributing lift station(s).
3. Minor sanitary sewer system issues noted during our preliminary plan review include the following:

- a. On Sheet C11 there is a callout for an 8" force main on the 6" force main.
- b. On Sheet C13, there is a callout missing for the force main elbow at Lift Station 1.
4. The City will need to see and review detailed lift station calculations.

#### Stormwater

1. We did not review the stormwater system design in detail but did note that it also contains pipe and structures well over 12 feet in depth. While these facilities will be privately maintained, it is not practical to expect the HOA to be able to repair and maintain these deep stormwater systems without adversely impacting the City maintained water and sewer systems. Also, we would anticipate that the redesign of the gravity sewer system may require significant modifications to the stormwater system.

#### General Comments

1. Much of the sanitary sewer and storm system piping is shown below the water table reported in the Stormwater Management Calculations. We did not note any dewatering specifications on the plans.
2. A note should be provided on the cover sheet stating that streets and stormwater systems within the project are to be privately maintained.
3. Street names (numbers) need to be shown on all sheets.

We will likely have a number of additional engineering comments once these issues are addressed and Merle Bishop may have planning related comments, but I wanted to get these comments back to the Developer before they submit the next phase of the project.

Sincerely,

**PENNONI ASSOCIATES INC.**



Steven C. Shealey, PE, MPA  
Senior Consultant

January 7, 2021

Mr. Tom Ernharth, City Manager  
City of Eagle Lake  
75 North 7<sup>th</sup> Street  
Eagle Lake, FL 33839

**RE: ELAKX20007 – RANCHES AT LAKE MCLEOD CENTRAL RANCH ENGINEERING PLAN REVIEW**

Dear Tom,

I have completed a planning review of the site construction plans for the Ranches at Lake McLeod – Central Ranch project dated December 22, 2020 for conceptual design approval. My noted below.

**Lots and Layout**

1. The plans reflect 318 lots, which complies with the conceptual master plan and minimum lot size for the PD-H zoning as reflected in Ordinance O-20-19.
2. The lot dimensions, including setbacks and lot coverage, as noted on Sheet C04, Master Site/Phasing Plan comply with the approved ordinance for the PD-H zoning.

**Landscaping**

1. Tract L1C (0.95 acres) is reserved for a landscape buffer along Bomber Road, as required by the PD-H Ordinance O-20-19 condition G.1, which requires a 25' landscape buffer yard consisting of trees and shrubs along the PD boundary, including Bomber Road.
2. The plans should include a typical landscape buffer planting profile that reflects a typical planting for at least 100 linear feet to be applied to the required buffer tract.
3. Landscape plans or a landscape notation should include the requirement for the planting of two overstory trees on each residential lot prior to the issuance of a Certificate of Occupancy for the home constructed on the lot.

**Traffic**

1. The preliminary review of the Ranches at Lake McLeod overall development plan indicated that there is limited PM Peak Hour Capacity on Bomber Road of 720 trips. This provides sufficient capacity for the initial two phases of the project, North Ranch (138 lots) and Central Ranch (318 lots) totaling 456 lots.
2. A traffic study, as required by the PD-H zoning ordinance has been submitted and is under review. The traffic study and phasing schedule should be reviewed by the Polk TPO prior to final approval of construction plan.
3. An access driveway permit from Polk County for the proposed access onto Bomber Road will be required.

Please contact me if you have any concerns or questions regarding my comments.

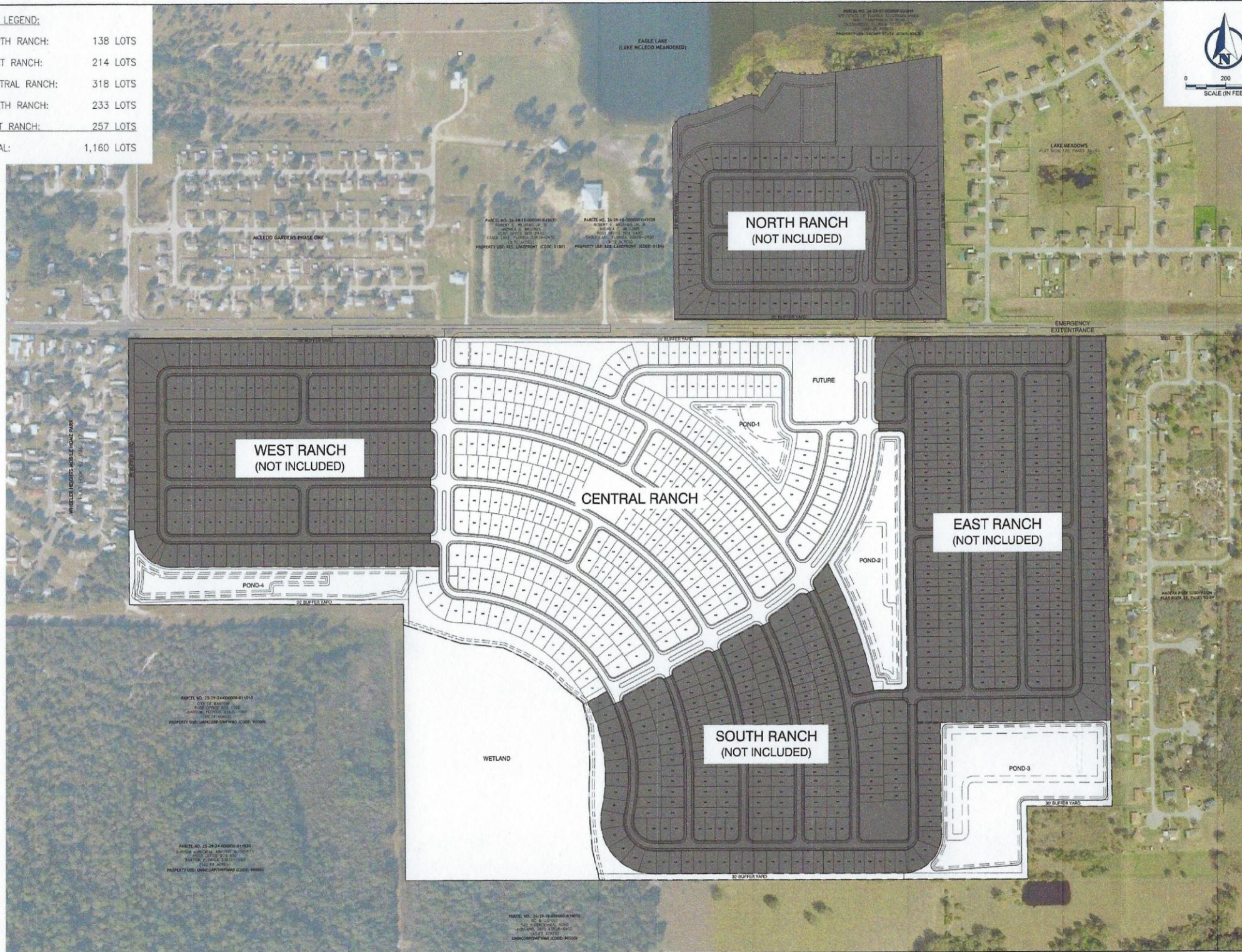
Sincerely,  
**PENNONI ASSOCIATES INC.**



Merle H. Bishop, FAICP  
Senior Planner

**LOT LEGEND:**

NORTH RANCH:	138 LOTS
WEST RANCH:	214 LOTS
CENTRAL RANCH:	318 LOTS
SOUTH RANCH:	233 LOTS
EAST RANCH:	257 LOTS
<b>TOTAL:</b>	<b>1,160 LOTS</b>



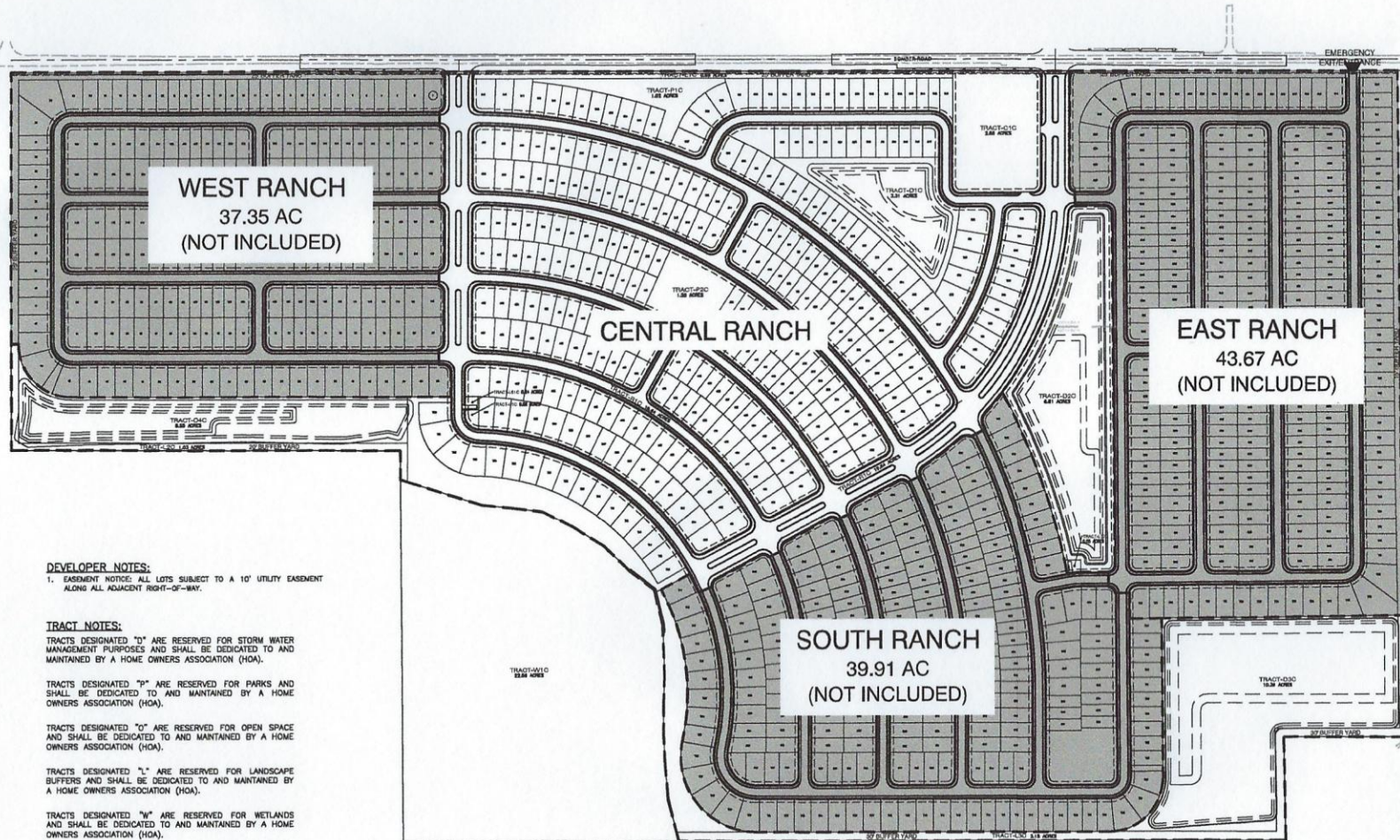

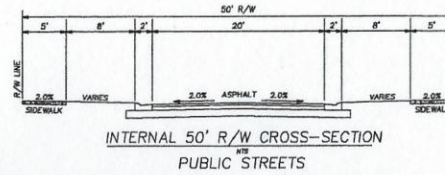
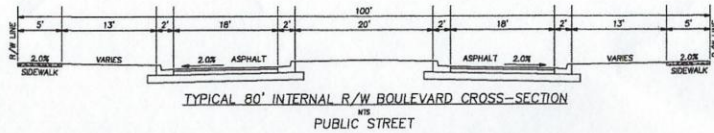
**CED CORNELISON ENGINEERING & DESIGN, INC.**  
 1000 CORNELISON ENGINEERING & DESIGN, INC.  
 1000 CORNELISON ENGINEERING & DESIGN, INC.  
 1000 CORNELISON ENGINEERING & DESIGN, INC.  
 1000 CORNELISON ENGINEERING & DESIGN, INC.

<b>PROJECT NAME</b> RANCHES AT LAKE MCLEOD		<b>CLIENT</b> CBD REAL ESTATE INVESTMENT, LLC	
<b>SHEET NAME</b> CENTRAL RANCH AERIAL OVERLAY PLAN		<b>DATE</b> 12-14-20	
<b>SCALE</b> AS NOTED	<b>DESIGNED BY</b> GRH	<b>CHECKED BY</b> CIC	<b>DATE</b> 12-14-20
<b>DATE</b> 08/03/2020	<b>PROJECT NO.</b> 1401014	<b>SHEET NUMBER</b> C03	<b>DATE</b> 12-14-20



Drawing name: P1401014 - Ranches at Lake McLeod, Southern Boulevard Road/Credit/Construction-CENTRAL/LAKE MCLEOD, OR AERIAL OVERLAY PLAN  
 Date: Dec 14, 2020 8:40am by: Emily Winkler  
 The information contained herein is for informational purposes only and does not constitute a contract. The user of this information assumes all liability for its use.

Drawing Name: P14101014 - Ranches at Lake McLeod, CDB PHASING PLAN.dwg Date: 24, 2020 11:39am by: Emily H. Hensley  
This document, together with the concept and design presented herein, is intended only for the specific purposes and shall not be used for any other purpose without the written consent of CED, Inc. (CED) and is not to be reproduced or used in any manner without the written consent of CED, Inc. (CED).



**DEVELOPER NOTES:**  
1. EASEMENT NOTICE: ALL LOTS SUBJECT TO A 10' UTILITY EASEMENT ALONG ALL ADJACENT RIGHT-OF-WAY.

**TRACT NOTES:**  
TRACTS DESIGNATED "D" ARE RESERVED FOR STORM WATER MANAGEMENT PURPOSES AND SHALL BE DEDICATED TO AND MAINTAINED BY A HOME OWNERS ASSOCIATION (HOA).

TRACTS DESIGNATED "P" ARE RESERVED FOR PARKS AND SHALL BE DEDICATED TO AND MAINTAINED BY A HOME OWNERS ASSOCIATION (HOA).

TRACTS DESIGNATED "O" ARE RESERVED FOR OPEN SPACE AND SHALL BE DEDICATED TO AND MAINTAINED BY A HOME OWNERS ASSOCIATION (HOA).

TRACTS DESIGNATED "L" ARE RESERVED FOR LANDSCAPE BUFFERS AND SHALL BE DEDICATED TO AND MAINTAINED BY A HOME OWNERS ASSOCIATION (HOA).

TRACTS DESIGNATED "W" ARE RESERVED FOR WETLANDS AND SHALL BE DEDICATED TO AND MAINTAINED BY A HOME OWNERS ASSOCIATION (HOA).

TRACTS DESIGNATED "R" ARE RESERVED FOR ROADS AND SHALL BE DEDICATED TO AND MAINTAINED BY A HOME OWNERS ASSOCIATION (HOA).

TRACTS DESIGNATED "C" ARE RESERVED FOR FUTURE DEVELOPMENT. (TO BE RETAINED BY THE DEVELOPER)

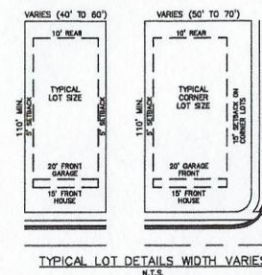
TRACTS DESIGNATED "LS" ARE RESERVED FOR LIFT STATIONS AND SHALL BE DEDICATED TO AND MAINTAINED BY THE CITY OF EAGLE LAKE.

**GENERAL NOTES:**

SECTION 13, TOWNSHIP 29, RANGE 25  
SECTION 16, TOWNSHIP 29, RANGE 26  
SECTION 19, TOWNSHIP 29, RANGE 26  
CITY OF EAGLE LAKE  
POLK COUNTY, FLORIDA  
PARCEL ID NO.

25-29-13-000000-02000  
25-29-16-000000-02010  
25-29-16-000000-04010  
25-29-19-000000-01010  
25-29-19-000000-03000  
25-29-19-000000-04000  
25-29-19-000000-01020

1. ZONING:	PD-H
2. LAND USE:	LDR
3. TOTAL CENTRAL RANCH AREA:	5,331,352 SF (121.39 AC) 100.00%
4. IMPERVIOUS AREA: (ASSUMES 3,000 SF PER LOT)	1,652,379 SF (37.93 AC) 30.99%
5. PERVIOUS AREA:	3,678,973 SF (84.46 AC) 69.01%
6. WETLAND AREA:	982,651 SF (21.56 AC) 18.43%
7. PARK TRACTS:	96,843 SF (2.22 AC) 1.82%
8. ROADWAY TRACTS:	855,423 SF (19.64 AC) 16.05%
9. LANDSCAPE TRACTS:	179,836 SF (4.13 AC) 3.37%
10. RETENTION TRACTS:	1,265,072 SF (28.06 AC) 23.74%
11. LOTS:	1,818,561 SF (41.75 AC) 34.11%
12. LIFT STATION:	4,041 SF (0.09 AC) 0.08%
13. OPEN SPACE:	2,567 SF (0.06 AC) 0.05%
14. FUTURE:	125,438 SF (2.88 AC) 2.35%
15. MINIMUM LIVING AREA:	950 SF
16. NO. OF UNITS:	318 UNITS
17. PARKING CALCULATIONS:	SINGLE FAMILY HOMES: PARKING REQUIRED: 2 SPACES/UNIT NUMBER OF UNITS: 318 PARKING REQUIRED: 318 x 2 = 636 SPACES SPACES PROVIDED: 2 PER UNIT



DATE: 08/03/2020  
PROJECT NO.: 1401014  
SHEET NUMBER: C04

PROJECT NAME: RANCHES AT LAKE MCLEOD  
SHEET NAME: CENTRAL RANCH MASTER SITE / PHASING PLAN

CLIENT: CBD REAL ESTATE INVESTMENT, LLC

CED CONSULTING & DESIGN, INC.  
2010 CONSULTING ENGINEERING & DESIGN, INC.  
1101 N. W. 11th Ave., Suite 1100  
Fort Lauderdale, FL 33304  
TEL: 954.574.1100  
FAX: 954.574.1101  
WWW.CED-FL.COM

CITY OF EAGLE LAKE  
REGULAR CITY COMMISSION MEETING  
MONDAY, DECEMBER 7, 2020  
7:00 P.M.  
COMMISSION CHAMBERS  
675 E EAGLE AVE  
EAGLE LAKE, FLORIDA 33839

**I. CALL TO ORDER**

Mayor Coler called the meeting to order at 7:01 p.m.

**II. INVOCATION**

Commissioner Metosh gave the invocation.

**III. PLEDGE OF ALLEGIANCE TO THE FLAG**

The Commission and audience said the Pledge of Allegiance to the Flag.

**IV. ROLL CALL**

PRESENT: Metosh, Clark, Coler

ABSENT: Billings, Wilson

City Clerk Wright advised Commissioner Billings called and notified her he had to work and would be unable to attend the meeting tonight.

City Clerk Wright advised Commissioner Wilson called and notified her due to health reasons she would be unable to attend the meeting tonight.

**MOTION** was made by Commissioner Metosh and seconded by Commissioner Clark to excuse Commissioner Billings and Commissioner Wilson from the meeting tonight.

Mayor Coler asked for audience and Commission discussion; there was none.

The vote was as follows:

AYES: 3

NAYS: 0

**V. AUDIENCE**

There were no comments from the audience.

**VI. SPECIAL PRESENTATIONS/RECOGNITIONS/PROCLAMATIONS, REQUESTS**

**A. Staff Reports**

Sgt. Freeze updated the Commission regarding the events that have occurred in the City.

Deputy Fire Chief Cassista updated the Commission regarding the events that have occurred in the City.

**B. City Manager Report**

City Manager Ernharth stated due to COVID-19, Longhorn isn't hosting large scale parties. He is recommending, in lieu of a Christmas Luncheon, that each employee receives a \$25 gift card to Publix.

**MOTION** was made by Mayor Coler and seconded by Commissioner Metosh to give employees a \$25 gift card to Publix in lieu of a Christmas Luncheon.

Mayor Coler asked for audience and Commission discussion; there was none.

The roll call vote was as follows:

AYES: Metosh, Clark, Coler

NAYS: None

Mr. Ernharth stated staff recently spoke to a developer regarding the property on US 17 that is adjacent to the property that was gifted to the City by FDOT; he stated they are interested in using that property as open space/retention pond for their development. Mr. Ernharth wanted to make sure the Commission would be agreeable with this prior to authorizing. He advised we are in the process of reviewing agreement to make sure this is allowable.

Attorney Dawson asked for a copy of the agreement to do a quick review.

It was the consensus of the Commission that it would be ok for the developer to use the property as open space/retention pond as long as it is allowable with the City's agreement with FDOT with them taking over all maintenance of the property.

**VII. PUBLIC HEARINGS**

There were no Public Hearings.

**VIII. OLD BUSINESS**

There was no Old Business.

**IX. NEW BUSINESS**

- A.** Consideration of the Sports Association License for Use of the Eagle Lake Recreation Field for Calendar Year 2021

**MOTION** was made by Mayor Coler and seconded by Commissioner Metosh to approve the Sports Association License for Use of the Eagle Lake Recreation Field for Calendar Year 2021.

Mayor Coler asked for audience and Commission discussion; there was none.

The vote was as follows:

AYES: 3

NAYS: 0

- B.** Consideration of License for Use of City Building by Keep Polk County Beautiful Calendar Year 2021

**MOTION** was made by Mayor Coler and seconded by Commissioner Metosh to approve License for Use of City Building by Keep Polk County Beautiful for Calendar Year 2021.

Mayor Coler asked for audience and Commission discussion; there was none.

The vote was as follows:

AYES: 3

NAYS: 0

**C. Approval of The Ranches at Lake McLeod Phase 1 (North Ranch) Plan Review**

**MOTION** was made by Commissioner Metosh and seconded by Commissioner Clark to approve The Ranches at Lake McLeod Phase 1 (North Ranches) Plan Review.

Mayor Coler asked for audience and Commission discussion; there was none.

The roll call vote was as follows:

AYES: Metosh, Clark, Coler

NAYS: None

**D. Approval of Water and Wastewater Capacity Agreement Extension for Spruce Road formerly known as Baird Development (water and wastewater), Eagle Lake Reserve Phase 1 (water) and Golden Eagle (water)**

**MOTION** was made by Commissioner Clark and seconded by Commissioner Metosh to approve Water and Wastewater Capacity Agreement Extension for Spruce Road formerly known as Baird Development (water and wastewater), Eagle Lake Reserve Phase 1 (water) and Golden Eagle (water).

Mayor Coler asked for audience and Commission discussion; there was none.

The roll call vote was as follows:

AYES: Metosh, Clark, Coler

NAYS: None

**E. Approval of the Sutton's Preserve Plan Review**

**MOTION** was made by Commissioner Metosh and seconded by Commissioner Clark to approve Sutton's Preserve Plan Review.

Mayor Coler asked for audience and Commission discussion; there was none.

The roll call vote was as follows:

AYES: Metosh, Clark, Coler

NAYS: None

**X. CONSENT AGENDA**

- A. Approval of the Regular City Commission Minutes -----10/05/2020
- B. Approval of Financials – September 2020
- C. Approval of Financials – October 2020
- D. Approval Christmas Luncheon on December 22, 2021

**MOTION** was made by Commissioner Clark and seconded by Commissioner Metosh to approve the Consent Agenda, Items A. the Regular City Commission Minutes of 10/05/2020, B. the Financials – September 2020, C. the Financials – October 2020 and D. the Christmas Luncheon on December 22, 2021.

Mayor Coler asked for discussion from the audience and Commission; there was none.

The vote was as follows:

AYES: 3

NAYS: 0

**XI. AUDIENCE**

There were no comments from the audience.

**XII. CITY ATTORNEY**

Attorney Dawson stated he is reviewing code enforcement regulations and will be any fixing contradictions.

**XIII. CITY COMMISSION**

Commissioner Metosh had no report.

Commissioner Clark stated noticed County changed speed limit on Lake McLeod Drive.

Mayor Coler would like another copy of letter from Commissioner Lindsay regarding transit; he would like to reach out to transit to see if they have changed their mind regarding the cost.

**XIV. ADJOURNMENT**

**MOTION** was made by Mayor Coler and seconded by Commissioner Clark to adjourn at 7:19 p.m.

The vote was as follows:

AYES: 3

NAYS: 0

\_\_\_\_\_  
MAYOR CORY COLER

ATTEST:

\_\_\_\_\_  
CITY CLERK DAWN WRIGHT

## ZABELLI FIREWORKS MANUFACTURING CO.

THIS CONTRACT AND AGREEMENT (this "Contract") is made effective as of **this 11th day of January, 2021**, by and between:

**Zambelli Fireworks Manufacturing Co.** of New Castle, Pennsylvania (hereinafter referred to as "Zambelli"),

-AND-

**City of Eagle Lake, FL** (hereinafter referred to as "Client").

WHEREAS, Zambelli is in the business of designing and performing exhibitions and displays of fireworks; and

WHEREAS, Client desires that Zambelli provide an exhibition and display of fireworks for Client's benefit pursuant to the terms and conditions hereof, and Zambelli desires to perform an exhibition and display of fireworks for Client's benefit pursuant to the terms and conditions hereof.

NOW, THEREFORE, in consideration of the mutual agreements herein contained:

Zambelli, intending to be legally bound, agrees as follows:

1. Zambelli agrees to sell, furnish and deliver to Client a fireworks display [per the program submitted by Zambelli to Client, accepted by Client and made a part hereof] (hereinafter referred to as the "Display") to be exhibited on the display date set forth below (hereinafter referred to as the "Display Date"), or on the postponement date set forth below (hereinafter referred to as the "Postponement Date") if the Display is postponed as provided herein, which Display Date and Postponement Date have been agreed upon at the time of signing this Contract.

**Display Date: June 26, 2021**

**Postponement Date: \_\_\_\_\_**

2. Zambelli agrees to furnish the services of display technicians (hereinafter referred to as "Display Technicians") who are sufficiently trained to present the Display. Zambelli shall determine in its sole discretion the number of Display Technicians necessary to take charge of and safely present the Display.
3. Zambelli agrees to furnish insurance coverage in connection with the Display for bodily injury and property damage, including products liability, which insurance shall include Client as additional insured regarding claims made against Client for bodily injury or property damage arising from the operations of Zambelli in performing the Display provided for in this Contract. Such insurance afforded by Zambelli shall not include claims made against Client for bodily injury or property damage arising from failure of Client, including through or by its employees, agents and independent contractors, to perform its obligations under this Contract, including without limitation those set forth in paragraphs 5 and 6 below. Client shall indemnify and hold Zambelli harmless from all claims and suits made against Zambelli for bodily injury or property damage arising from failure of Client, including through or by its employees, agents and independent contractors, to perform its obligations under this Contract, including without limitation those set forth in paragraphs 5 and 6 below.

Client, intending to be legally bound, agrees as follows:

4. Client agrees to pay Zambelli the sum of **\$5,500** (hereinafter referred to as the "Purchase Price"), fifty percent (50%) of which is due upon signing this Contract and the balance of which is due at noon three (3) days prior to the Display Date. Zambelli reserves the right to add to Client's invoice an equitable transportation surcharge in the event of any material increase in transportation costs (including the cost of fuel and third party shipping costs) to Zambelli after the date of this Contract. In addition, Client agrees to pay a postponement fee of fifteen percent (15%) of the Purchase Price plus Additional Third Party Charges (as defined in paragraph 11 below) if the Display is fired on the Postponement Date, or twenty-five percent (25%) of the Purchase Price plus Additional Third Party Charges if the Display is fired on a date other than the Display Date or the Postponement Date ("Alternate Date"). The Alternate Date must occur within six months of the original Display Date at a time agreeable to both Zambelli and the Client. Generally, Alternate Dates will not include the period from June 28<sup>th</sup> through July 7<sup>th</sup>. This Checks shall be made payable to Zambelli Fireworks Manufacturing Co., unless otherwise authorized in writing by Zambelli. NO CASH shall be paid to any agent or employee of Zambelli, unless otherwise authorized in writing by Zambelli. There shall be no refund of the Purchase Price due and payable under this paragraph 4, except as specifically provided in paragraph 11 below.

5. Client agrees to meet all deadlines outlined in the Design and Production Provisions, which has been provided to Client, including but not limited to the following:
  - (a) Client must select a suitable place for the Display, including a firing and debris zone reasonably acceptable to Zambelli (hereinafter referred to as the "Display Area") and submit such selection to Zambelli no later than sixty (60) days prior to the Display Date. The Display Area shall adhere to or exceed applicable National Fire Protection Association ("NFPA") standards including the Zambelli guideline that the Display Area have a radius of at least 100 feet per inch (or as mutually agreed to between Zambelli and Client) of the largest diameter pyrotechnic from the firing site in all directions to any parking area, spectators, inhabited buildings, public roads, or active railroad. Client shall submit a site map (attached hereto as Exhibit A) to Zambelli accurately representing the physical characteristics of the Display Area as pertains to NFPA and Zambelli guidelines. The content of the Display may be limited by the selection of the Display Area due to the requirement to provide sufficient safety zones.
  - (b) Zambelli will secure all permits necessary for the Display as required, including but not limited to police, local, and state permits, and arrange for any security bonds or insurance as required by law. In addition Zambelli will notify and obtain permission from the FAA to display fireworks. Client will assist Zambelli when appropriate in completing permit applications.
  - (c) If the Display is choreographed to music, the final selection of the music must be submitted to Zambelli by Client no later than ninety (90) days prior to the Display Date.
6. If, in its sole discretion, Client designates an area for members of the public to view the Display (hereinafter referred to as the "Spectator Area") or an area for vehicular parking (hereinafter referred to as the "Parking Area"), Client shall (a) ensure that the Spectator Area does not infringe on the Display Area, (b) have sole responsibility for ensuring that the terrain of the Spectator Area and any structures thereon, including but not limited to grandstands and bleachers are safe for use by spectators, (c) have sole responsibility for ensuring that the Parking Area is safe for use, (d) have sole responsibility to police, monitor and appropriately control spectator access to the Spectator Area and the Parking Area and police and monitor and appropriately control the behavior of persons in these areas. It is expressly agreed that Zambelli shall not inspect any area other than the Display Area, except to ensure that any Spectator or Parking Areas are outside the Display Area.
7. Prior to, during, and immediately following the Display, Client shall monitor the Display Area and will be solely responsible to keep all persons and property not authorized by Zambelli out of the Display Area and behind safety zone lines and limits.
8. Following the Display, Client shall be solely responsible for policing of the Display Area and for cleanup except as specifically provided in the sentence immediately following. Zambelli shall be responsible for the removal of unexploded fireworks and the cleanup of material debris, the removal of frames, sets and lumber from the Discharge Area, and the refilling of holes created by Zambelli or on behalf of Zambelli within the Discharge Area.
9. Client will include a direct reference to "Zambelli Fireworks" in all promotional material, including but not limited to event schedules; radio, television, newspaper and internet announcements; newspaper articles; and other media.

The parties, intending to be legally bound, mutually agree as follows:

10. It is agreed and understood by the parties hereto that should inclement weather prevent firing of the Display on the Display Date, as determined by the Authority Having Jurisdiction (as defined in paragraph 14 below) or as reasonably determined by Zambelli, then the program shall be postponed and fired on the Postponement Date. If there is no Postponement Date and the Display is not fired on the Display Date, or if inclement weather prevents firing of the Display on the Postponement Date, as determined by the Authority Having Jurisdiction or as reasonably determined by Zambelli, the Display will be cancelled and there will be no refund of the Deposit or fifty percent (50%) of the Purchase Price, whichever is greater.
11. Client's cancellation of the Display will only be effective upon receipt by Zambelli of a written notice from an authorized person representing Client. In the event of cancellation of the Display, the parties agree as follows:

- (a) If Client cancels the Display more than sixty-one (61) days prior to the Display Date, Client agrees to pay Zambelli a cancellation fee equal to ten percent (10%) of the Purchase Price plus Additional Third Party Charges, as defined below.
  - (b) If Client cancels the Display from thirty-one (31) to sixty (60) days prior to the Display Date, Client agrees to pay Zambelli a cancellation fee equal to twenty percent (20%) of the Purchase Price plus Additional Third Party Charges, as defined below.
  - (c) If Client cancels the Display from five (5) days prior the Display to thirty (30) days prior to the Display Date, Client agrees to pay Zambelli a cancellation fee equal to thirty percent (30%) of the Purchase Price plus Additional Third Party Charges, as defined below.
  - (d) If Client cancels the Display less than five (5) days prior to the day of the Display, Client agrees to pay Zambelli a cancellation fee equal to fifty percent (50%) of the Purchase Price plus Additional Third Party Charges, as defined below.
  - (e) "Additional Third Party Charges" shall mean all costs and expenses incurred by Zambelli and paid or payable to third parties in connection with the Display, including but not limited to security fees, permits and licensing fees and expenses, barge and tow expenses, and firewatch fees.
12. Zambelli reserves the exclusive right to make minor modifications and substitutions to the Display, provided that such changes are reasonable and necessary and do not materially adversely affect price, time of delivery, functional character or performance of the Display.
  13. It shall be within Zambelli's and/or the Authority Having Jurisdiction's discretion to terminate the firing of the Display if any unsafe or unsuitable condition is identified. If such condition is not corrected, Zambelli may cancel the Display without further liability to Client for such cancellation.
  14. The parties agree to cooperate with the regulatory authorities having jurisdiction over the Display, including, but not limited to local fire and police departments, the Bureau of Alcohol, Tobacco, Firearms and Explosives, the Department of Transportation, the Department of Homeland Security, and the USCG (any such authority having jurisdiction over the Display is sometimes referred to herein as, the "Authority Having Jurisdiction"). The parties acknowledge that such governmental regulatory authorities having jurisdiction over the Display have the right to prohibit the Display until unsafe or unsuitable conditions are corrected.
  15. This contract shall be deemed made in the State of Florida and shall be construed in accordance with the laws of the State of Florida, excluding its conflict of law rules. The parties agree and consent to the jurisdiction of the courts of the State of Florida and the Federal District Court for the Southern District of Florida to decide all disputes regarding this Contract.
  16. If Client becomes bankrupt or insolvent, or if a petition in bankruptcy is filed by or against Client or if a receiver is appointed for Client, Zambelli may refuse to perform under this Contract and may terminate this Contract without prejudice to the rights of Zambelli. If Client's financial condition becomes unsatisfactory to Zambelli, Zambelli may require that Client deposit the balance of the Purchase Price in escrow or provide sufficient proof of its ability to pay the balance of the Purchase Price.
  17. Except to the extent, if any, specifically provided to the contrary herein, in no event shall Zambelli be liable to Client for any indirect, special, consequential, incidental or punitive damages or lost profits, however caused and on any theory of liability (including negligence of any kind, strict liability or tort) arising in any way out of this contract, whether or not Zambelli has been advised of the possibility of damages.
  18. If Client fails to pay the monies due under this Contract, Zambelli is entitled to recover the balance due plus interest at one and one-half percent (1 ½ %) per month on amounts past due sixty (60) days or more. Further, on balances outstanding one hundred twenty (120) days or more, Zambelli is entitled to recover the balance due, plus accrued interest, plus attorneys fees of ten percent (10%) of the amount past due, plus court costs, or, if less, the maximum amount permitted by law.
  19. This Contract shall not be construed to create a partnership or joint venture between the parties or persons mentioned herein.

20. Each party hereunder shall be excused for the period of delay in the performance of any of its obligations hereunder and shall not be liable for failure to perform or considered in default hereunder, when prevented from so performing by a cause or causes beyond its reasonable control, including but not limited to fire, storm, earthquake, flood, drought, accident, explosion, operation malfunction, or interruption, strikes, lockouts, labor disputes, riots, war (whether or not declared or whether or not the United States is a member), Federal, state, municipal or other governmental legal restriction or limitation or compliance therewith, failure or delay of transportation, shortage of, or inability to obtain materials, supplies, equipment, fuel, power, labor or other operational necessity, interruption or curtailment of power supply, or act of God, nature or public enemy.
21. This Contract constitutes the sole and entire understanding of the parties with respect to the matters contemplated hereby and supersedes and renders null and void all prior negotiations, representations, agreements and understandings (oral and written) between the parties with respect to such matters. No change or amendment may be made to this Contract except by an instrument in writing signed by each of the parties.
22. Notices, consents, requests or other communications required or permitted to be given by either party pursuant to this Contract shall be given in writing by first class mail, postage prepaid addressed as follows: if to Zambelli, to the address set forth below; if to Client, to 75 N 7<sup>th</sup> Street, PO Box 129, Eagle Lake, FL 33839.
23. This Contract may be executed in one or more counterparts, each of which shall be deemed to be an original but all of which together shall be deemed to be one and the same instrument. The exchange of copies of this Contract and of signature pages by facsimile transmission shall constitute effective execution and delivery of this Contract as to the parties and may be used in lieu of the original Contract for all purposes. This Contract and all the rights and powers granted by this Contract shall bind and inure to the benefit of the parties and their respective successors and assigns.
24. \_\_\_\_\_  
\_\_\_\_\_

IN WITNESS WHEREOF, we set our hands and seals to the agreement in duplicate the day and year first above written.

**FOR Client:**

**FOR: Zambelli Fireworks Manufacturing Co.**

BY \_\_\_\_\_

BY \_\_\_\_\_

PRINT \_\_\_\_\_

PRINT \_\_\_\_\_

DATE \_\_\_\_\_

DATE \_\_\_\_\_

Please sign contract where indicated for Client and return all copies for final acceptance to:

**Zambelli Fireworks Manufacturing Co.**

**1060 Holland Drive, Suite J**

**Boca Raton, FL 33487**

561-395-0955

FAX 561-395-1799

## CITY OF EAGLE LAKE - GENERAL FUND

## ACCOUNT BALANCE

NOV 2020

<b>ACCOUNT BALANCE AS OF OCT 31, 2020</b>	1,980,427.68
DEPOSITS	193,696.76
CLEARED CHECKS	(280,845.81)
WITHDRAWALS/ACH	0.00
RETURNED CHECKS	0.00
<b>ACCOUNT BALANCE AS OF NOV 30, 2020</b>	<b>1,893,278.63</b>

**OUTSTANDING CHECKS:**

39281	HILDA MARTINEZ - REF	(75.00)
40009	TIFFANY JOUPPI - REF	(3.12)
41362	REBECCA CHILDRESS - REF	(175.00)
41388	POLK COUNTY LIBRARY COOPERATIVE *	(35.00)
JE #5		(526.16)
42805	GRACE CARE SERVICE LLC - REF	(75.00)
42885	GUARDIAN	(577.92)
42947	FLORIDA BLUE	(15,858.30)
42949	GUARDIAN	(577.92)
42950	Liberty National Insurance Company QB	(360.17)
42954	WASHINGTON NATIONAL INS CO	(332.70)
42951	LINCOLN FINANCIAL GROUP	(246.71)
42952	MINNESOTA LIFE	(194.50)
42948	Florida Municipal Insurance Trust QB	(108.26)
42953	New York Life Ins QB	(21.68)
42971	PUBLIC RISK INSURANCE AGENCY	(12,533.38)
42975	Tampa Electric Company -3	(1,262.88)
42974	Tampa Electric Company-2	(1,224.21)
42972	PURCHASE POWER( PITNEY BOWES postage)	(1,000.00)
42967	PENNONI	(842.60)
42957	BRIGHT HOUSE NETWORKS 0050679369-02	(745.09)
42970	PREFERRED GOVERNMENTAL INSURANCE TRUST	(653.04)
42973	TAMPA ELECTRIC CO.-1	(580.36)
42978	VERIZON WIRELESS - CELL	(432.39)
42981	PENNONI	(315.00)
42969	POLK TRACTOR COMPANY	(281.37)
42979	PENNONI	(235.00)
42964	Municipal Code Corporation	(225.00)
42962	FLORIDA PEST CONTROL	(224.00)
42958	BROWN & BROWN INSURANCE	(204.65)
42968	PITNEY BOWES GLOBAL FINANCIAL SERV LLC	(175.23)
42956	ARMCHEM INTERNATIONAL CORP.	(152.95)
42955	AMERICO VILLARREAL - REF	(125.00)

CITY OF EAGLE LAKE - GENERAL FUND  
ACCOUNT BALANCE

42965	NATALIA ESTRADA - REF*	(125.00)
42960	DIANE STARLING - REF	(125.00)
42959	Demco	(89.06)
42963	KAITLYN CHANEY - REF	(69.00)
42976	THE LEDGER/NEWS CHIEF-PMTS	(59.00)
42961	FABTO - MEMBERSHIP	(45.00)
42966	NEXAIR, LLC	(40.41)
JE #3	Florida Department of Revenue	(129.50)

TOTAL OUTSTANDING CHECKS:	<u>(41,061.56)</u>
---------------------------	--------------------

Deposit	11/30/2020	463.00
General Journal	11/30/2020	63,625.01

TOTAL OUTSTANDING DEPOSITS:	<u>64,088.01</u>
-----------------------------	------------------

REMAINING ACCOUNT BALANCE:	<u>1,916,305.08</u>
----------------------------	---------------------

**CITY OF EAGLE LAKE**  
**Balance Sheet**  
As of November 30, 2020

	Nov 30, 20
<b>ASSETS</b>	
<b>Current Assets</b>	
<b>Checking/Savings</b>	
100.000 · Cash & Cash Equivalents	
101.103 · CS - GENERAL FUND	1,916,305.08
102.216 · Petty Cash	200.00
102.217 · Petty Cash Library	15.00
<b>Total 100.000 · Cash &amp; Cash Equivalents</b>	<b>1,916,520.08</b>
101.256 · CS - BUILDING/CODE ENFORCEMENT	837.44
101.257 · CS - PARKS & REC FUND	155,567.16
101.258 · CS - PUBLIC BUILDING FUND	594,011.54
101.259 · CS- TRANSPORTATION FUND	53,740.68
103.302 · CS - BOND & INTEREST FUND	79,653.55
<b>Total Checking/Savings</b>	<b>2,800,330.45</b>
<b>Accounts Receivable</b>	
115.101 · *Accounts Receivable	35,658.81
<b>Total Accounts Receivable</b>	<b>35,658.81</b>
<b>Other Current Assets</b>	
115.200 · A/R Due from Others	30,411.23
115.300 · A/R - Due from Governments	35,448.31
116.110 · Return Checks Receivable	80.00
130.000 · Due From (To) Utility/CRA Fund	
131.100 · Due From Utility Fund-Payroll	9,007.89
131.200 · Due From Utility-Sani/Storm	-15,772.00
131.250 · Due From/To Utility Daily Dep.	3,280.98
131.350 · Due To/From Utility Fund -OTHER	-2,539.50
131.382 · DUE FROM CRA FUND-ADMIN FEES	11,934.94
131.390 · DUE FROM CRA	16,000.00
<b>Total 130.000 · Due From (To) Utility/CRA Fund</b>	<b>21,912.31</b>
149.900 · Undeposited Funds	14,685.15
<b>Total Other Current Assets</b>	<b>102,537.00</b>
<b>Total Current Assets</b>	<b>2,938,526.26</b>
<b>TOTAL ASSETS</b>	<b>2,938,526.26</b>
<b>LIABILITIES &amp; EQUITY</b>	
<b>Liabilities</b>	
<b>Current Liabilities</b>	
<b>Accounts Payable</b>	
202.100 · Accounts Payable	6,307.71
<b>Total Accounts Payable</b>	<b>6,307.71</b>
<b>Other Current Liabilities</b>	
203.100 · Sales Tax Payable	176.03
205.000 · Polk County Impact Fees Payable	7,922.68
205.101 · POLK COUNTY SHERIFF EDUCATION	1,614.40
205.102 · POLK COUNTY FIRE REVIEW	792.80
205.200 · DBPR Fee Payable	-892.50
205.201 · DCA PAYABLE	-1,181.58
210.000 · Accrd Exp & Other Liabilities	
218.110 · Withholding Payable	-52.96
218.190 · Cobra Insurance Payable	156.94
<b>Total 210.000 · Accrd Exp &amp; Other Liabilities</b>	<b>103.98</b>
<b>2100 · Payroll Liabilities</b>	
2100.06 · UNITED WAY QB	30.00
2100.07 · EMPLOYEE FUND QB	75.00
2100.10 · LIBERTY LIFE QB	-0.07

12/04/20

**CITY OF EAGLE LAKE**  
**Balance Sheet**  
**As of November 30, 2020**

---

	<b>Nov 30, 20</b>
2100.11 · COLONIAL ACCIDENT CANCER QB	0.03
2100.26 · PAYROLL TAXES	1.00
<b>Total 2100 · Payroll Liabilities</b>	<b>105.96</b>
215.000 · Accrued Payroll and Benefits	20,301.08
240.100 · DIRECT INFLOWS - UNAVAILABLE RE	16,745.58
<b>Total Other Current Liabilities</b>	<b>45,688.43</b>
<b>Total Current Liabilities</b>	<b>51,996.14</b>
<b>Total Liabilities</b>	<b>51,996.14</b>
<b>Equity</b>	
271.100 · Fund Balance	2,900,031.68
Net Income	-13,501.56
<b>Total Equity</b>	<b>2,886,530.12</b>
<b>TOTAL LIABILITIES &amp; EQUITY</b>	<b>2,938,526.26</b>

**CITY OF EAGLE LAKE**  
**Profit & Loss Budget vs. Actual**  
**October through November 2020**

	Oct - Nov 20	Budget	\$ Over Budget	% of Budget
<b>Ordinary Income/Expense</b>				
<b>Income</b>				
<b>310.000 · Taxes</b>				
311.000 · Ad Valorem Taxes	93,728.85	812,178.75	-718,449.90	11.5%
<b>312.000 · Sales, Use &amp; Gas Taxes</b>				
312.300 · 9th Cent Gas Tax	2,524.33	14,000.00	-11,475.67	18.0%
312.410 · Local Option Gas Tax	14,368.19	82,016.00	-67,647.81	17.5%
312.412 · Local Gov. 1/2 cent sales tax	28,606.75	144,338.00	-115,731.25	19.8%
312.420 · 5-cent Local Option Gas Tax	8,629.74	50,137.00	-41,507.26	17.2%
<b>Total 312.000 · Sales, Use &amp; Gas Taxes</b>	<b>54,129.01</b>	<b>290,491.00</b>	<b>-236,361.99</b>	<b>18.6%</b>
<b>314.000 · Utility Service Taxes</b>				
314.100 · Electric Utility Service Tax	30,682.57	150,000.00	-119,317.43	20.5%
314.150 · Water Utility Service Tax	6,540.22	40,000.00	-33,459.78	16.4%
314.400 · Natural Gas Service Tax	33.35	1,000.00	-966.65	3.3%
314.800 · Propane Service Tax	312.59	1,500.00	-1,187.41	20.8%
315.000 · Local Communications Serv. Tax	11,915.16	63,000.00	-51,084.84	18.9%
<b>Total 314.000 · Utility Service Taxes</b>	<b>49,483.89</b>	<b>255,500.00</b>	<b>-206,016.11</b>	<b>19.4%</b>
<b>323.000 · Franchise Fees</b>				
323.100 · Electric Franchise Fees	28,849.46	155,000.00	-126,150.54	18.6%
323.700 · Solid Waste Franchise Fee	5,500.84	32,000.00	-26,499.16	17.2%
<b>Total 323.000 · Franchise Fees</b>	<b>34,350.30</b>	<b>187,000.00</b>	<b>-152,649.70</b>	<b>18.4%</b>
<b>Total 310.000 · Taxes</b>	<b>231,692.05</b>	<b>1,545,169.75</b>	<b>-1,313,477.70</b>	<b>15.0%</b>
<b>330.000 · Intergovernmental Revenue</b>				
<b>331.000 · Federal Grants</b>				
331.391 · CDBG Revenue	0.00	39,000.00	-39,000.00	0.0%
<b>Total 331.000 · Federal Grants</b>	<b>0.00</b>	<b>39,000.00</b>	<b>-39,000.00</b>	<b>0.0%</b>
<b>335.000 · State Shared Revenues</b>				
335.120 · SRS Sales Tax	12,116.54	65,000.00	-52,883.46	18.6%
335.122 · SRS - Motor Fuel Tax	4,711.98	24,000.00	-19,288.02	19.6%
335.150 · Alcoholic Beverage Licenses	0.00	500.00	-500.00	0.0%
<b>Total 335.000 · State Shared Revenues</b>	<b>16,828.52</b>	<b>89,500.00</b>	<b>-72,671.48</b>	<b>18.8%</b>
<b>338.800 · County Shared Revenue</b>				
337.700 · Library Cooperative	0.00	25,000.00	-25,000.00	0.0%
337.710 · Delivery Driver System Funding	8,464.43	114,794.00	-106,329.57	7.4%
338.200 · Polk County Occupational Licens	898.18	1,600.00	-701.82	56.1%
<b>Total 338.800 · County Shared Revenue</b>	<b>9,362.61</b>	<b>141,394.00</b>	<b>-132,031.39</b>	<b>6.6%</b>
<b>Total 330.000 · Intergovernmental Revenue</b>	<b>26,191.13</b>	<b>269,894.00</b>	<b>-243,702.87</b>	<b>9.7%</b>
<b>340.000 · Charges for Services</b>				
341.200 · Zoning Fees	0.00	500.00	-500.00	0.0%
341.300 · Copies/Certifications	15.35	75.00	-59.65	20.5%
342.900 · FDOT Roadway Maintenance	2,991.26	12,000.00	-9,008.74	24.9%
342.901 · FDOT Lighting Maintenance	16,257.89	15,784.00	473.89	103.0%
352.000 · Library Fines and Collections	227.95	1,500.00	-1,272.05	15.2%
<b>Total 340.000 · Charges for Services</b>	<b>19,492.45</b>	<b>29,859.00</b>	<b>-10,366.55</b>	<b>65.3%</b>
<b>350.000 · Fines &amp; Forfeitures</b>				
341.541 · Police Fines	723.13	8,000.00	-7,276.87	9.0%
350.100 · Other Fines and Forfeitures	0.00	600.00	-600.00	0.0%
350.000 · Fines & Forfeitures - Other	-86.90			
<b>Total 350.000 · Fines &amp; Forfeitures</b>	<b>636.23</b>	<b>8,600.00</b>	<b>-7,963.77</b>	<b>7.4%</b>
<b>360.000 · Other Revenue</b>				
361.100 · Interest Income	1,173.59	5,000.00	-3,826.41	23.5%
361.110 · Facilities Deposits	2,375.00	1,500.00	875.00	158.3%

**CITY OF EAGLE LAKE**  
**Profit & Loss Budget vs. Actual**  
**October through November 2020**

	Oct - Nov 20	Budget	\$ Over Budget	% of Budget
362.100 · Facilities Rental	2,575.00	9,000.00	-6,425.00	28.6%
362.200 · Sprint Tower Lease	6,220.80	37,325.00	-31,104.20	16.7%
362.201 · T-Mobile Tower Lease	1,875.00	22,500.00	-20,625.00	8.3%
366.000 · Private Donations	0.00	1,500.00	-1,500.00	0.0%
369.900 · Miscellaneous Income				
369.125 · LIEN PAYMENTS	50.00			
369.310 · Misc Revenue - Engineering Fees	4,848.40			
369.996 · E-Rate Reimbursement	798.66			
369.900 · Miscellaneous Income - Other	8,840.34	14,000.00	-5,159.66	63.1%
Total 369.900 · Miscellaneous Income	14,537.40	14,000.00	537.40	103.8%
Total 360.000 · Other Revenue	28,756.79	90,825.00	-62,068.21	31.7%
367.000 · Licenses and Permits				
316.000 · Business Tax Receipts	1,063.75	8,500.00	-7,436.25	12.5%
322.000 · Building Permits Other				
322.050 · Subdivision Permit App.Fee	1,300.00			
322.060 · Plan Review Fee	769.75	2,000.00	-1,230.25	38.5%
322.070 · DCA BLDG Cert Charge 1%	13.03	50.00	-36.97	26.1%
322.100 · DBPR Radon Surcharge-1%	13.95	50.00	-36.05	27.9%
322.150 · Contractor's Registration	200.00	300.00	-100.00	66.7%
322.200 · Polk County Imp.Fees 3%	0.00	100.00	-100.00	0.0%
322.300 · Building Inspection Fees	2,960.00	9,000.00	-6,040.00	32.9%
322.400 · Building Permits	3,034.30	10,000.00	-6,965.70	30.3%
Total 322.000 · Building Permits Other	8,291.03	21,500.00	-13,208.97	38.6%
Total 367.000 · Licenses and Permits	9,354.78	30,000.00	-20,645.22	31.2%
369.200 · CASH OVER/SHORT	0.41			
382.000 · Transfers - IN	17,700.68	143,004.00	-125,303.32	12.4%
382.100 · CRA Transfer - IN	3,334.00	20,004.00	-16,670.00	16.7%
Total Income	337,158.52	2,137,355.75	-1,800,197.23	15.8%
Gross Profit	337,158.52	2,137,355.75	-1,800,197.23	15.8%
Expense				
510.000 · General Government				
511.000 · Commissioner Costs				
511.100 · Employee Benefits	101.50	575.00	-473.50	17.7%
511.110 · City Commission Fees/Salaries	1,326.20	7,957.00	-6,630.80	16.7%
511.300 · Operating Expenditures				
511.240 · Workers Compensation Insurance	7.80	150.00	-142.20	5.2%
511.310 · Engineering Services	6,416.00	5,000.00	1,416.00	128.3%
511.311 · Legal Services	200.00	10,000.00	-9,800.00	2.0%
511.313 · Planning Services	0.00	5,000.00	-5,000.00	0.0%
511.320 · Accounting & Auditing	0.00	11,500.00	-11,500.00	0.0%
511.321 · Financial Reporting Svcs	3,819.75	15,000.00	-11,180.25	25.5%
511.340 · Contractual Services	0.00	2,500.00	-2,500.00	0.0%
511.341 · Election Fees	0.00	3,000.00	-3,000.00	0.0%
511.410 · Communication Services	360.70	3,600.00	-3,239.30	10.0%
511.420 · Postage	0.00	1,000.00	-1,000.00	0.0%
511.450 · Insurance Property	52,190.38	50,000.00	2,190.38	104.4%
511.460 · Repair & Maint Svcs Comm Bldg	0.00	10,500.00	-10,500.00	0.0%
511.470 · Printing and Binding/ Municipal	1,175.00	4,500.00	-3,325.00	26.1%
511.480 · Advertising / Promotions	197.25	5,000.00	-4,802.75	3.9%
511.490 · Other Current Charges	118.52	12,000.00	-11,881.48	1.0%
511.512 · Trick or Treat Lane	0.00	2,500.00	-2,500.00	0.0%
511.541 · Travel, Meetings, and Dues	520.00	5,000.00	-4,480.00	10.4%
511.991 · Contingency Fund	0.00	5,500.00	-5,500.00	0.0%
511.992 · Debt Service 1999 Rev Bond	13,871.25	91,100.00	-77,228.75	15.2%
511.993 · CRA/Community Redevelopment Age	0.00	20,000.00	-20,000.00	0.0%
511.998 · Reserve / Contingency	0.00	160,634.75	-160,634.75	0.0%

**CITY OF EAGLE LAKE**  
**Profit & Loss Budget vs. Actual**  
**October through November 2020**

	Oct - Nov 20	Budget	\$ Over Budget	% of Budget
Total 511.300 · Operating Expenditures	78,876.65	423,484.75	-344,608.10	18.6%
511.600 · CAPITAL OUTLAY	-150.00			
Total 511.000 · Commissioner Costs	80,154.35	432,016.75	-351,862.40	18.6%
512.000 · CITY MANAGER				
512.100 · Employee Benefits	4,470.49	32,000.00	-27,529.51	14.0%
512.120 · Salaries and Wages	15,035.20	97,316.00	-82,280.80	15.4%
512.300 · Operating Expenditures				
512.240 · Workers Compensation Insurance	118.15	1,900.00	-1,781.85	6.2%
512.340 · Contractual Services	0.00	500.00	-500.00	0.0%
512.410 · Communication Services	403.32	2,100.00	-1,696.68	19.2%
512.420 · Postage	0.00	650.00	-650.00	0.0%
512.460 · Repairs & Maintenance	57.50	500.00	-442.50	11.5%
512.490 · Other Expenditures	0.00	1,500.00	-1,500.00	0.0%
512.540 · Education & Training	0.00	3,000.00	-3,000.00	0.0%
512.541 · Travel, Meetings, and Dues	777.09	2,000.00	-1,222.91	38.9%
512.991 · Contingency Fund	0.00	2,000.00	-2,000.00	0.0%
Total 512.300 · Operating Expenditures	1,356.06	14,150.00	-12,793.94	9.6%
Total 512.000 · CITY MANAGER	20,861.75	143,466.00	-122,604.25	14.5%
513.000 · Administration				
513.100 · Employee Benefits	10,657.71	78,000.00	-67,342.29	13.7%
513.121 · Salaries and Wages	26,644.43	170,916.00	-144,271.57	15.6%
513.140 · Overtime	57.72	325.00	-267.28	17.8%
513.300 · Operating Expenditures				
513.240 · Workers Compensation Insurance	227.72	4,500.00	-4,272.28	5.1%
513.340 · Contractual Svcs (Copier/Lease)	688.53	7,000.00	-6,311.47	9.8%
513.410 · Communication Services	711.14	15,000.00	-14,288.86	4.7%
513.420 · Postage	1,549.34	5,000.00	-3,450.66	31.0%
513.430 · Utility Services	422.87	3,500.00	-3,077.13	12.1%
513.460 · Repair & Maintenance	16.60	5,000.00	-4,983.40	0.3%
513.490 · Other Expenditures	-10.15	9,500.00	-9,510.15	-0.1%
513.510 · Office Supplies	0.00	5,000.00	-5,000.00	0.0%
513.540 · Education and Training	-50.00	6,000.00	-6,050.00	-0.8%
513.541 · Travel, Meetings, & Dues	419.09	4,000.00	-3,580.91	10.5%
513.991 · Contingency Fund	0.00	1,500.00	-1,500.00	0.0%
Total 513.300 · Operating Expenditures	3,975.14	66,000.00	-62,024.86	6.0%
Total 513.000 · Administration	41,335.00	315,241.00	-273,906.00	13.1%
Total 510.000 · General Government	142,351.10	890,723.75	-748,372.65	16.0%
521.000 · Police Department				
521.300 · Operating Expenditures - PD				
521.340 · Contractual Services - Sheriff	136,765.00	547,060.00	-410,295.00	25.0%
521.410 · Communication Services	301.46	2,000.00	-1,698.54	15.1%
521.430 · Utility Services	422.87	3,000.00	-2,577.13	14.1%
Total 521.300 · Operating Expenditures - PD	137,489.33	552,060.00	-414,570.67	24.9%
Total 521.000 · Police Department	137,489.33	552,060.00	-414,570.67	24.9%
541.000 · Streets				
541.100 · Employee Benefits	2,912.72	20,400.00	-17,487.28	14.3%
541.120 · Salaries and Wages	4,519.51	28,031.00	-23,511.49	16.1%
541.140 · Overtime	0.00	2,000.00	-2,000.00	0.0%
541.300 · Operating Expenditures - ST				
541.240 · Workers Compensation Insurance	46.08	700.00	-653.92	6.6%
541.310 · Engineering	0.00	2,000.00	-2,000.00	0.0%
541.340 · Contractual Services	0.00	2,000.00	-2,000.00	0.0%

10:41 AM

12/04/20

Accrual Basis

**CITY OF EAGLE LAKE**  
**Profit & Loss Budget vs. Actual**  
**October through November 2020**

	Oct - Nov 20	Budget	\$ Over Budget	% of Budget
541.400 · Petroleum Products	71.44	3,500.00	-3,428.56	2.0%
541.410 · Communication Services	80.86	2,400.00	-2,319.14	3.4%
541.430 · Utility Services	5,806.38	40,000.00	-34,193.62	14.5%
541.460 · Repair and Maintenance	584.87	11,000.00	-10,415.13	5.3%
541.490 · Other Expenditures	90.00	1,000.00	-910.00	9.0%
541.521 · Supplies & Materials	77.34	2,000.00	-1,922.66	3.9%
541.522 · Uniforms	0.00	375.00	-375.00	0.0%
541.530 · Road Materials/Street Repair	0.00	2,500.00	-2,500.00	0.0%
541.630 · Street Signs	0.00	5,000.00	-5,000.00	0.0%
<b>Total 541.300 · Operating Expenditures - ST</b>	<b>6,756.97</b>	<b>72,475.00</b>	<b>-65,718.03</b>	<b>9.3%</b>
541.600 · Capital Outlay - ST				
541.603 · Transfer Out-Restr. 5 Cent GasTx	0.00	79,000.00	-79,000.00	0.0%
<b>Total 541.600 · Capital Outlay - ST</b>	<b>0.00</b>	<b>79,000.00</b>	<b>-79,000.00</b>	<b>0.0%</b>
<b>Total 541.000 · Streets</b>	<b>14,189.20</b>	<b>201,906.00</b>	<b>-187,716.80</b>	<b>7.0%</b>
550.000 · Building and Code Enforcement				
550.100 · Employee Benefits	2,802.69	22,400.00	-19,597.31	12.5%
550.120 · Salaries and Wages	9,520.74	61,186.00	-51,665.26	15.6%
550.300 · Operating Expenditures				
550.240 · Workers Compensation Insurance	76.37	1,200.00	-1,123.63	6.4%
550.311 · Legal Services & Magistrate	456.00	5,000.00	-4,544.00	9.1%
550.340 · Contractual Services (Code Enf)	0.00	20,000.00	-20,000.00	0.0%
550.400 · Petroleum Products	0.00	1,500.00	-1,500.00	0.0%
550.410 · Communication Services	115.16	2,100.00	-1,984.84	5.5%
550.420 · Postage	0.00	400.00	-400.00	0.0%
550.460 · Repairs and Maintenance	669.07			
550.490 · Other Expenditures	66.80	525.00	-458.20	12.7%
550.491 · Code Enforcement Other	0.00	2,000.00	-2,000.00	0.0%
550.522 · Uniforms	0.00	300.00	-300.00	0.0%
550.540 · Education & Training	0.00	1,000.00	-1,000.00	0.0%
550.541 · Travel, Meetings & Dues	75.00	2,000.00	-1,925.00	3.8%
<b>Total 550.300 · Operating Expenditures</b>	<b>1,458.40</b>	<b>36,025.00</b>	<b>-34,566.60</b>	<b>4.0%</b>
<b>Total 550.000 · Building and Code Enforcement</b>	<b>13,781.83</b>	<b>119,611.00</b>	<b>-105,829.17</b>	<b>11.5%</b>
571.000 · Library				
571.100 · Employee Benefits	5,810.58	48,150.00	-42,339.42	12.1%
571.120 · Salaries and Wages	3,593.20	26,410.00	-22,816.80	13.6%
571.128 · Delivery Van Drivers	11,769.39	70,394.00	-58,624.61	16.7%
571.300 · Operating Expenditures				
571.240 · Workers Compensation Insurance	132.42	2,200.00	-2,067.58	6.0%
571.410 · Communication Services	441.42	3,300.00	-2,858.58	13.4%
571.420 · Postage	0.00	250.00	-250.00	0.0%
571.430 · Utility Services	422.86	3,300.00	-2,877.14	12.8%
571.460 · Repair and Maintenance	0.00	500.00	-500.00	0.0%
571.510 · Office Supplies	89.06	600.00	-510.94	14.8%
571.521 · Operating Expenses---LB Van Dri	0.00	500.00	-500.00	0.0%
571.660 · Books & Materials	113.96	1,500.00	-1,386.04	7.6%
<b>Total 571.300 · Operating Expenditures</b>	<b>1,199.72</b>	<b>12,150.00</b>	<b>-10,950.28</b>	<b>9.9%</b>
<b>Total 571.000 · Library</b>	<b>22,372.89</b>	<b>157,104.00</b>	<b>-134,731.11</b>	<b>14.2%</b>
572.000 · Parks & Rec				
572.100 · Employee Benefits	2,557.56	19,200.00	-16,642.44	13.3%
572.120 · Salaries and Wages	4,372.90	27,851.00	-23,478.10	15.7%
572.140 · Overtime	0.00	1,650.00	-1,650.00	0.0%
572.300 · Operating Expenditures				
572.240 · Workers Compensation Insurance	44.50	750.00	-705.50	5.9%

10:41 AM

12/04/20

Accrual Basis

**CITY OF EAGLE LAKE**  
**Profit & Loss Budget vs. Actual**  
**October through November 2020**

	Oct - Nov 20	Budget	\$ Over Budget	% of Budget
572.340 · Contractual Services	448.00	10,000.00	-9,552.00	4.5%
572.400 · Petroleum Products	245.00	6,000.00	-5,755.00	4.1%
572.410 · Communication Services	80.86	2,000.00	-1,919.14	4.0%
572.430 · Utility Services	5,220.70	49,000.00	-43,779.30	10.7%
572.460 · Repair & Maintenance	1,079.21	20,000.00	-18,920.79	5.4%
572.461 · Grounds-Bldg/Clean/Maint/Veh	4,118.57	22,000.00	-17,881.43	18.7%
572.490 · Other Expenditures	0.00	500.00	-500.00	0.0%
572.512 · Trick or Treat Lane	0.00	2,500.00	-2,500.00	0.0%
572.513 · Hometown Festival (Fireworks)	0.00	5,500.00	-5,500.00	0.0%
572.521 · Supplies & Materials	0.00	7,000.00	-7,000.00	0.0%
572.654 · Mistletoe Marketplace	0.00	3,000.00	-3,000.00	0.0%
572.814 · CDBG (Grants)	0.00	39,000.00	-39,000.00	0.0%
572.888 · Facilities Deposit Refunds - PR	2,500.00			
<b>Total 572.300 · Operating Expenditures</b>	<b>13,736.84</b>	<b>167,250.00</b>	<b>-153,513.16</b>	<b>8.2%</b>
<b>Total 572.000 · Parks &amp; Rec</b>	<b>20,667.30</b>	<b>215,951.00</b>	<b>-195,283.70</b>	<b>9.6%</b>
<b>6560 · Payroll Expenses</b>	<b>-191.57</b>			
<b>Total Expense</b>	<b>350,660.08</b>	<b>2,137,355.75</b>	<b>-1,786,695.67</b>	<b>16.4%</b>
<b>Net Ordinary Income</b>	<b>-13,501.56</b>	<b>0.00</b>	<b>-13,501.56</b>	<b>100.0%</b>
<b>Net Income</b>	<b>-13,501.56</b>	<b>0.00</b>	<b>-13,501.56</b>	<b>100.0%</b>

## CITY OF EAGLE LAKE - UTILITY FUND

## ACCOUNT BALANCE

NOV 2020

<b>ACCOUNT BALANCE AS OF OCT 31, 2020</b>	1,361,977.68
DEPOSITS	167,463.17
CLEARED CHECKS	(148,702.58)
WITHDRAWALS/ACH	0.00
RETURNED CHECKS	0.00
<b>ACCOUNT BALANCE AS OF NOV 30, 2020</b>	<b>1,380,738.27</b>

**OUTSTANDING CHECKS:**

18199	KRISTINE COX - REF	(63.08)
18219	MARIA APARICIO - REF	(112.68)
18286	VICTORIA O'NEAL - REF	(179.52)
18301	JENNIFER WALLACE - REF	(58.77)
18295	DUSTIN WADLEY - REF	(25.40)
18591	MATTHEW MYERS - REF	(24.11)
18672	MARC PILKENTON - REF	(42.22)
18737	YANISSA DIAZ - REF	(29.22)
18762	JESMIN CHAMELI - REF	(11.30)
18842	MILTON LEE - REF	(150.00)
18827	ENEDINA PEREZ - REF	(51.73)
18913	BARBARA WEIAND - REF	(82.70)
JE #29		(215.00)
19236	ADVANCED FINGERPRINTING SERVICES - REF	(73.42)
19295	THOMAS RAY WOODARD - REF	(7.39)
19424	LOUIS KELLY - REF*	(18.20)
19436	VERNON KAY III - REF	(5.11)
19445	MATTHEW ASHMORE - REF	(41.49)
19567	DAWN ANDREWS - REF	(131.81)
19692	LUIS SANCHEZ - REF	(49.53)
19719	ANH NGUYEN - REF	(200.00)
20015	KEREN ALEXIS - REF	(95.26)
20121	MICHELLE RICHARDSON - REF	(45.26)
20172	COREY LEWIS - REF	(4.64)
20283	AROMA CHRISTIAN CHURCH - REF	(58.76)
20390	VICTOR WEN - REF	(147.48)
20561	SHEILA PAGE - REF	(120.13)
20651	MARIA CASTRO - REF	(44.32)
20779	JENESSA FEICHETEL - REF	(1.97)
20857	JENNIFER CORTES - REF	(2.37)
21171	ASHLEY ADKINS - REF	(8.09)
21452	MEREDITH HICKS - REF	(101.98)
21448	JOSEPH GARRARD - REF	(10.00)

CITY OF EAGLE LAKE - UTILITY FUND  
ACCOUNT BALANCE

21507	JESUS CANALES - REF	(31.23)
21514	CRYSTAL BRISENO - REF	(3.96)
21598	DIANA MERILUS - REF	(39.13)
21635	OFELIA TREJO - REF	(39.88)
21661	ED HOLLY - REF	(130.26)
21685	DIEP LE - REF	(70.40)
21660	DIEP LE - REF	(62.85)
21682	WALTER O'BYRNE - REF	(50.88)
21667	HEATHER MCKENZIE - REF	(19.42)
21671	KENNETH BRAMBLETT - REF	(7.08)
21713	SHELBY DIAZ - REF	(55.65)
21740	ALFONSO ARCADIO ESTRADA - REF	(166.24)
21742	JOHN RIDEOUT - REF	(40.76)
21751	CITRAVEST MANAGEMENT - REF*	(124.38)
21769	RESHEENA HARDY - REF	(29.33)
21801	VSP TAMPA LLC - REF	(124.38)
21783	CITRAVEST MANAGEMENT - REF*	(116.32)
21785	DIEP LE - REF	(78.74)
21793	PAULA TIERNEY - REF	(37.70)
21789	INFINITE ATHLETICS AND FITNESS LLC - REF	(26.69)
21828	MARY STRINGER - REF	(10.00)
21868	CITRAVEST MANAGEMENT - REF**	(46.64)
21892	TOM PERRY ST - REF	(30.81)
21880	JAMIE SKINNER - REF	(9.26)
21901	CITRAVEST MANAGEMENT - REF**	(123.32)
21927	HUGHES CORPORATE PRINTING LLC	(598.53)
21941	CITRAVEST MANAGEMENT - REF**	(122.65)
21930	MICHAEL GUTIERREZ-TORRES	(122.65)
21918	CITRAVEST MANAGEMENT - REF**	(45.30)
21923	ENRIQUE LEON - REF	(41.57)
21969	REPUBLIC SERVICES	(16,718.40)
21961	REPUBLIC SERVICES	(10,550.35)
21968	PENNONI ASSOCIATES INC.	(7,585.20)
21960	PUBLIC RISK INSURANCE AGENCY	(7,295.12)
21964	Tampa Electric Company	(2,968.30)
21950	GRAY ROBINSON*	(1,900.00)
21958	PENNONI ASSOCIATES INC.	(1,475.16)
21965	UTILITY SERVICE CO INC	(1,210.80)
21963	Sunstate Meter & Supply Inc.	(936.70)
21959	PREFERRED GOVERNMENTAL INSURANCE TRUST	(363.88)
21949	FRONTIER 863-294-6735-080991-5	(205.55)
21954	L H TRAVIS INC	(200.92)
21966	VERIZON WIRELESS - CELL	(194.06)
21952	JOAN KOSON - REF	(122.65)
21951	HUGHES CORPORATE PRINTING LLC	(120.00)
21943	BRIGHT HOUSE NETWORKS 00500496906-01	(106.30)
21944	BRIGHT HOUSE NETWORKS 0050679369-02	(103.49)

CITY OF EAGLE LAKE - UTILITY FUND  
ACCOUNT BALANCE

21967	D R HORTON - REF	(102.88)
21962	SALGIOBIA ENTERPRISES LLC - REF	(91.89)
21946	D R HORTON - REF	(91.22)
21947	DAVID LUCHSINGER - REF	(73.32)
21942	AMINTA DORADO - REF	(70.75)
21948	FRONTIER 863-293-2804-101415-5	(60.10)
21945	CDN PARTNERS, INC	(57.50)
21956	MARELLA MENDEZ - REF	(56.97)
21957	MOSES FREDERICK - REF	(45.30)
21953	KELLY AMARO - REF	(22.69)

---

---

(57,348.45)

Deposit	09/24/2020	7,565.00
General Journal	11/26/2020	601.60
General Journal	11/27/2020	408.06
General Journal	11/28/2020	60.00
General Journal	11/29/2020	156.00
General Journal	11/30/2020	858.29

TOTAL OUTSTANDING DEPOSITS:

---

---

9,648.95

REMAINING ACCOUNT BALANCE:

---

---

1,333,038.77

## City of Eagle Lake-Utility Fund

## Balance Sheet

As of November 30, 2020

	Nov 30, 20
<b>ASSETS</b>	
<b>Current Assets</b>	
<b>Checking/Savings</b>	
101.108 · UNRESTRICTED CASH - ALL	
101.109 · CS- UTILITY FUND	1,333,038.77
<b>Total 101.108 · UNRESTRICTED CASH - ALL</b>	<b>1,333,038.77</b>
102.216 · PETTY CASH-DRAWER SET UP	50.00
150.001 · RESTRICTED CASH - ALL	
101.104 · CS STORMWATER UTILITY FUND	200,167.12
101.110 · CS- DEPOSIT FUND	251,506.48
101.111 · CS - WATER IMPACT FUND	10,452.40
101.112 · CS- SEWER IMPACT FUND	9,241.35
101.121 · CS- WATER IMPACT SAVINGS	701,982.05
101.122 · CS- SEWER IMPACT SAVINGS	457,461.75
101.215 · WATER METER PROJECT-BB&T	36,343.16
151.113 · CS- RUS FUND	36,820.71
151.114 · CS- SRF SINKING FUND	34,197.81
151.116 · CS- LIFT STATION FUND	15,311.48
<b>Total 150.001 · RESTRICTED CASH - ALL</b>	<b>1,753,484.31</b>
<b>Total Checking/Savings</b>	<b>3,086,573.08</b>
<b>Accounts Receivable</b>	
1200 · *Accounts Receivable	8,934.94
<b>Total Accounts Receivable</b>	<b>8,934.94</b>
<b>Other Current Assets</b>	
110.000 · Accounts Receivable, Net	
115.100 · Accounts Receivable	161,292.99
116.100 · Unbilled Accounts Receivable	52,421.16
116.110 · Utility Returned Checks Rec.	9,501.51
117.100 · Allowance for Bad Debts	-7,764.16
<b>Total 110.000 · Accounts Receivable, Net</b>	<b>215,451.50</b>
131.000 · Due From Other Funds	
131.250 · Due to/from General Fund	-18,843.98
131.350 · Due From/To Gen.Fund - Other	2,390.66
207.100 · Due to General Fund-Payroll	-9,007.90
207.200 · Due to General Fund-Sani/Storm	15,772.00
<b>Total 131.000 · Due From Other Funds</b>	<b>-9,689.22</b>
141.100 · Inventory of Supplies	10,749.32
1499 · Undeposited Funds	2,239.19
<b>Total Other Current Assets</b>	<b>218,750.79</b>
<b>Total Current Assets</b>	<b>3,314,258.81</b>
<b>Fixed Assets</b>	
160.900 · Fixed Assets, Net	
161.900 · Land-Water	28,526.62
164.900 · Water Plant	2,456,640.73
164.901 · Sewer Plant	5,589,632.51
164.902 · Stormwater Plant	1,913,068.76
166.900 · Furniture & Equipment - Water	459,676.60
166.901 · Furniture & Equipment - Sewer	116,195.16
167.900 · Accumulated Depreciation-Water	-1,704,443.45
167.901 · Accumulated Depr - Sewer	-3,214,640.63
167.902 · Accumulated Depr. - Stormwater	-469,818.23
<b>Total 160.900 · Fixed Assets, Net</b>	<b>5,174,838.07</b>
<b>Total Fixed Assets</b>	<b>5,174,838.07</b>

**City of Eagle Lake-Utility Fund**  
**Balance Sheet**  
As of November 30, 2020

	Nov 30, 20
<b>TOTAL ASSETS</b>	<b>8,489,096.88</b>
<b>LIABILITIES &amp; EQUITY</b>	
<b>Liabilities</b>	
<b>Current Liabilities</b>	
<b>Accounts Payable</b>	
202.100 · Accounts Payable	19,058.69
<b>Total Accounts Payable</b>	19,058.69
<b>Other Current Liabilities</b>	
202.500 · Polk County Utility Tax	1,258.52
202.501 · Bartow Sewer Impact Fee Payable	72,376.74
208.100 · DUE TO STATE-UNCLAIMED PROPERTY	-410.24
215.000 · Accrued Payroll and Benefits	11,634.99
217.000 · Accrued Compensated Absences	
217.100 · Accrued Sick Pay	54,534.00
217.200 · Accrued Vacation Pay	18,917.48
217.300 · Accrued Compensatory Time	4,720.62
<b>Total 217.000 · Accrued Compensated Absences</b>	78,172.10
220.100 · Customer Deposits	252,416.48
232.950 · Accrued Interest Payable	13,455.32
239.100 · OPEB LIABILITY	36,847.09
<b>Total Other Current Liabilities</b>	465,751.00
<b>Total Current Liabilities</b>	484,809.69
<b>Long Term Liabilities</b>	
203.100 · State Revolving Loan - SW	487,125.13
203.120 · RUS Water Revenue Bonds - 2007	490,631.00
203.130 · USDA - Water Meter Loan	105,489.00
203.140 · USDA LOAN - LIFT STATIONS	394,788.00
203.150 · CURRENT PORTION OF LONG TERM D	140,852.77
203.155 · LESS CURRENT PORTION OF LTD	-140,852.77
203.902 · PLATINUM BANK - HARRISON	0.01
<b>Total Long Term Liabilities</b>	1,478,033.14
<b>Total Liabilities</b>	1,962,842.83
<b>Equity</b>	
281.500 · Retained Earnings	6,376,952.28
Net Income	149,301.77
<b>Total Equity</b>	6,526,254.05
<b>TOTAL LIABILITIES &amp; EQUITY</b>	<b>8,489,096.88</b>

10:42 AM

12/04/20

Accrual Basis

**City of Eagle Lake-Utility Fund**  
**Profit & Loss Budget vs. Actual**  
**October through November 2020**

	Oct - Nov 20	Budget	\$ Over Budget	% of Budget
<b>Ordinary Income/Expense</b>				
<b>Income</b>				
324.210 · Impact Fees-Water-residential	33,000.00			
343.000 · Charges for Services				
343.300 · Water Charges / User Fee	85,598.90	510,000.00	-424,401.10	16.8%
343.310 · Water Taps	3,000.00	3,000.00	0.00	100.0%
343.311 · New Water Meters	6,270.00	5,000.00	1,270.00	125.4%
343.312 · Water Reconnect Fee	0.00	8,000.00	-8,000.00	0.0%
343.330 · Service Charge - 1/2	6,850.00	16,000.00	-9,150.00	42.8%
343.360 · Customer Billing Fee - 1/3	9,909.00	52,000.00	-42,091.00	19.1%
343.400 · Garbage Collection	77,899.09	410,000.00	-332,100.91	19.0%
343.500 · Sewer Charges / User Fee	115,594.94	663,000.00	-547,405.06	17.4%
343.510 · Tap Fees - Sewer	0.00	3,000.00	-3,000.00	0.0%
343.520 · Polk County Utility Tax-CITY SH	14.93	100.00	-85.07	14.9%
343.900 · Stormwater Fees	9,940.00	60,000.00	-50,060.00	16.6%
349.000 · Late Fees - 1/2	5,970.00	30,000.00	-24,030.00	19.9%
<b>Total 343.000 · Charges for Services</b>	<b>321,046.86</b>	<b>1,760,100.00</b>	<b>-1,439,053.14</b>	<b>18.2%</b>
361.000 · Interest Income	778.03	3,600.00	-2,821.97	21.6%
369.901 · Miscellaneous Income - 1/2				
369.902 · Initial Set Up Fees Revenue	180.00			
369.901 · Miscellaneous Income - 1/2 - Other	331.26	2,000.00	-1,668.74	16.6%
<b>Total 369.901 · Miscellaneous Income - 1/2</b>	<b>511.26</b>	<b>2,000.00</b>	<b>-1,488.74</b>	<b>25.6%</b>
<b>Total Income</b>	<b>355,336.15</b>	<b>1,765,700.00</b>	<b>-1,410,363.85</b>	<b>20.1%</b>
<b>Gross Profit</b>	<b>355,336.15</b>	<b>1,765,700.00</b>	<b>-1,410,363.85</b>	<b>20.1%</b>
<b>Expense</b>				
533.000 · Water				
533.100 · Employee Benefits	8,395.29	66,000.00	-57,604.71	12.7%
533.120 · Salaries and Wages	19,542.51	123,568.00	-104,025.49	15.8%
533.125 · On Call Pay	1,339.04	8,200.00	-6,860.96	16.3%
533.140 · Overtime	172.50	3,500.00	-3,327.50	4.9%
533.300 · Operating Expenses				
533.240 · Insurance	183.89	3,000.00	-2,816.11	6.1%
533.310 · Engineering Services	9,060.36	5,000.00	4,060.36	181.2%
533.311 · Legal Services	4,502.25	1,500.00	3,002.25	300.2%
533.320 · Accounting & Auditing - WD	0.00	6,000.00	-6,000.00	0.0%
533.340 · Contractual Services	750.00	6,500.00	-5,750.00	11.5%
533.400 · Petroleum Products	298.41	10,000.00	-9,701.59	3.0%
533.410 · Communications Services	996.22	6,500.00	-5,503.78	15.3%
533.420 · Postage Supplies & Billing 1/3	648.34	8,500.00	-7,851.66	7.6%
533.430 · Utilities	5,906.34	57,000.00	-51,093.66	10.4%
533.450 · Insurance Auto & Equipment	3,207.89	15,000.00	-11,792.11	21.4%
533.460 · Repairs & Maint Svc (Equip/Veh)	2,648.88	25,000.00	-22,351.12	10.6%
533.480 · ADVERTISING	0.00	2,500.00	-2,500.00	0.0%
533.490 · Other Expenditures	228.47	1,200.00	-971.53	19.0%
533.521 · Supplies & Materials (Tools)	1,800.00	5,000.00	-3,200.00	36.0%
533.522 · Uniforms	248.59	900.00	-651.41	27.6%
533.540 · Education and Training	0.00	1,500.00	-1,500.00	0.0%
533.541 · Travel, Meetings, & Dues	0.00	1,200.00	-1,200.00	0.0%
533.555 · Chemicals	0.00	14,500.00	-14,500.00	0.0%
533.560 · POLK REGIONAL WATER COOPERATI...	258.96	2,500.00	-2,241.04	10.4%
533.581 · Transfer to General Fund/Adm	7,083.34	60,900.00	-53,816.66	11.6%
533.602 · Repairs & Maint Svc (Plants)	9,243.61	40,000.00	-30,756.39	23.1%
533.996 · Debt Service Rus Water	0.00	54,709.00	-54,709.00	0.0%
533.998 · Reserve/Contingency	0.00	63,100.00	-63,100.00	0.0%
<b>Total 533.300 · Operating Expenses</b>	<b>47,065.55</b>	<b>392,009.00</b>	<b>-344,943.45</b>	<b>12.0%</b>
533.600 · Capital Outlay - WD	0.00	40,000.00	-40,000.00	0.0%

10:42 AM

12/04/20

Accrual Basis

**City of Eagle Lake-Utility Fund**  
**Profit & Loss Budget vs. Actual**  
**October through November 2020**

	Oct - Nov 20	Budget	\$ Over Budget	% of Budget
533.900 · Bad Debt Expense - WD	135.90			
Total 533.000 · Water	76,650.79	633,277.00	-556,626.21	12.1%
534.000 · Solid Waste				
534.300 · Operating Expenses				
534.340 · Contract for Solid Waste	27,268.75	280,000.00	-252,731.25	9.7%
534.913 · Due to Gen Fund Admin S Waste	3,534.00	21,204.00	-17,670.00	16.7%
Total 534.300 · Operating Expenses	30,802.75	301,204.00	-270,401.25	10.2%
Total 534.000 · Solid Waste	30,802.75	301,204.00	-270,401.25	10.2%
535.000 · Sewer/Waste Water Services				
535.100 · Employee Benefits	8,870.93	60,000.00	-51,129.07	14.8%
535.120 · Salaries and Wages	20,796.83	125,498.00	-104,701.17	16.6%
535.125 · On Call Pay	1,356.70	8,500.00	-7,143.30	16.0%
535.140 · Overtime	169.26	3,000.00	-2,830.74	5.6%
535.300 · Operating Expenses				
535.240 · Insurance	179.99	2,500.00	-2,320.01	7.2%
535.310 · Engineering	0.00	5,000.00	-5,000.00	0.0%
535.311 · Legal Services	0.00	600.00	-600.00	0.0%
535.312 · NPDES Charges	0.00	1,000.00	-1,000.00	0.0%
535.320 · Accounting & Auditing - SW	0.00	11,000.00	-11,000.00	0.0%
535.340 · Contractual Services	0.00	4,000.00	-4,000.00	0.0%
535.400 · Petroleum Products	40.16	10,000.00	-9,959.84	0.4%
535.410 · Communications Services	496.34	4,000.00	-3,503.66	12.4%
535.420 · Postage Supplies & Billing 1/3	648.33	8,500.00	-7,851.67	7.6%
535.430 · Utilities	2,148.89	28,000.00	-25,851.11	7.7%
535.431 · Wastewater Treatment - SW	34,297.40	148,000.00	-113,702.60	23.2%
535.450 · Insurance Auto & Equip	4,087.23	29,500.00	-25,412.77	13.9%
535.460 · Repairs & Maint Svc (Equip/Veh)	0.00	5,000.00	-5,000.00	0.0%
535.490 · Other Expenditures	111.67	500.00	-388.33	22.3%
535.521 · Supplies & Materials (Tools)	0.00	1,500.00	-1,500.00	0.0%
535.522 · Uniforms	248.59	900.00	-651.41	27.6%
535.541 · Travel, Meetings & Dues	0.00	1,500.00	-1,500.00	0.0%
535.581 · Transfer Out - Other Funds	7,083.34	60,900.00	-53,816.66	11.6%
535.602 · Repairs & Maint-Syst (Lift Sta)	960.00	12,000.00	-11,040.00	8.0%
535.994 · Debt Service SRF 201 Planning	0.00	115,000.00	-115,000.00	0.0%
535.995 · Lift Station Debt Svc-Bond Pmt	17,085.18	21,721.00	-4,635.82	78.7%
535.998 · Reserve / Contingency	0.00	63,100.00	-63,100.00	0.0%
Total 535.300 · Operating Expenses	67,387.12	534,221.00	-466,833.88	12.6%
Total 535.000 · Sewer/Waste Water Services	98,580.84	731,219.00	-632,638.16	13.5%
535.600 · Capital Outlay	0.00	50,000.00	-50,000.00	0.0%
538.581 · Trnsfer of Stormwater Fees	0.00	50,000.00	-50,000.00	0.0%
Total Expense	206,034.38	1,765,700.00	-1,559,665.62	11.7%
Net Ordinary Income	149,301.77	0.00	149,301.77	100.0%
Net Income	149,301.77	0.00	149,301.77	100.0%

## CITY OF EAGLE LAKE - CRA

## ACCOUNT BALANCE

NOV 2020

<b>ACCOUNT BALANCE AS OF OCT 31, 2020</b>	156,640.34
DEPOSITS	32.16
CLEARED CHECKS	(1,802.22)
WITHDRAWALS/ACH	0.00
RETURNED CHECKS	0.00

<b>ACCOUNT BALANCE AS OF NOV 30, 2020</b>	<b>154,870.28</b>
---	-------------------

**OUTSTANDING CHECKS:**

<b>TOTAL OUTSTANDING CHECKS</b>	<b>0.00</b>
---------------------------------	-------------

<b>REMAINING ACCOUNT BALANCE</b>	<b>154,870.28</b>
----------------------------------	-------------------

City of Eagle Lake CRA  
**Balance Sheet**  
As of November 30, 2020

	Nov 30, 20
<b>ASSETS</b>	
Current Assets	
Checking/Savings	
101.408 · PB- CRA COMMUNITY REDEVELOPMENT	154,736.88
Total Checking/Savings	154,736.88
Other Current Assets	
131.382 · DUE TO GENERAL FUND-ADMIN FEES	-11,934.94
Total Other Current Assets	-11,934.94
Total Current Assets	142,801.94
<b>TOTAL ASSETS</b>	<b>142,801.94</b>
<b>LIABILITIES &amp; EQUITY</b>	
Liabilities	
Current Liabilities	
Other Current Liabilities	
131.390 · DUE TO GENERAL FUND --LOAN PAY	16,000.00
Total Other Current Liabilities	16,000.00
Total Current Liabilities	16,000.00
Total Liabilities	16,000.00
Equity	
1110 · Retained Earnings	130,513.98
Net Income	-3,712.04
Total Equity	126,801.94
<b>TOTAL LIABILITIES &amp; EQUITY</b>	<b>142,801.94</b>

**City of Eagle Lake CRA**  
**Profit & Loss Budget vs. Actual**  
**October through November 2020**

	<u>Oct - Nov 20</u>	<u>Budget</u>	<u>\$ Over Budget</u>	<u>% of Budget</u>
<b>Income</b>				
310.000 · Taxes-Other				
311.100 · CRA Ad Valorem taxes - E.L.	0.00	20,000.00	-20,000.00	0.0%
311.101 · Polk Cty.-tax increment EL-CRA	0.00	39,500.00	-39,500.00	0.0%
<b>Total 310.000 · Taxes-Other</b>	<b>0.00</b>	<b>59,500.00</b>	<b>-59,500.00</b>	<b>0.0%</b>
361.100 · Interest Income	65.58	270.00	-204.42	24.3%
<b>Total Income</b>	<b>65.58</b>	<b>59,770.00</b>	<b>-59,704.42</b>	<b>0.1%</b>
<b>Gross Profit</b>	<b>65.58</b>	<b>59,770.00</b>	<b>-59,704.42</b>	<b>0.1%</b>
<b>Expense</b>				
510.000 · Operating Expenses				
510.311 · Legal Services	0.00	2,000.00	-2,000.00	0.0%
510.313 · Planning Services	0.00	2,000.00	-2,000.00	0.0%
510.420 · Postage, Supplies & Materials	0.00	100.00	-100.00	0.0%
510.430 · Utilities	268.62	2,000.00	-1,731.38	13.4%
510.460 · Repair & Maint Service	175.00	1,000.00	-825.00	17.5%
510.470 · Printing and Binding-CRA	0.00	500.00	-500.00	0.0%
510.480 · Advertising	0.00	500.00	-500.00	0.0%
510.510 · Office Supplies - CRA	0.00	500.00	-500.00	0.0%
510.520 · OPERATING SUPPLIES	0.00	500.00	-500.00	0.0%
510.541 · Travel, Meetings and Dues	0.00	100.00	-100.00	0.0%
510.832 · Facade Grant	0.00	4,000.00	-4,000.00	0.0%
510.991 · CRA CONTIGENCY	0.00	23,566.00	-23,566.00	0.0%
<b>Total 510.000 · Operating Expenses</b>	<b>443.62</b>	<b>36,766.00</b>	<b>-36,322.38</b>	<b>1.2%</b>
510.320 · Accounting & Auditing	0.00	3,000.00	-3,000.00	0.0%
510.581 · Transfer Out - Other Funds	3,334.00	20,004.00	-16,670.00	16.7%
<b>Total Expense</b>	<b>3,777.62</b>	<b>59,770.00</b>	<b>-55,992.38</b>	<b>6.3%</b>
<b>Net Income</b>	<b>-3,712.04</b>	<b>0.00</b>	<b>-3,712.04</b>	<b>100.0%</b>

## CITY OF EAGLE LAKE - GENERAL FUND

## ACCOUNT BALANCE

DEC 2020

<b>ACCOUNT BALANCE AS OF NOV 30, 2020</b>	1,893,278.63
DEPOSITS	932,141.48
CLEARED CHECKS	(235,320.79)
WITHDRAWALS/ACH	0.00
RETURNED CHECKS	0.00
<b>ACCOUNT BALANCE AS OF DEC 31, 2020</b>	<b>2,590,099.32</b>

**OUTSTANDING CHECKS:**

39281	HILDA MARTINEZ - REF	(75.00)
40009	TIFFANY JOUPPI - REF	(3.12)
41362	REBECCA CHILDRESS - REF	(175.00)
41388	POLK COUNTY LIBRARY COOPERATIVE *	(35.00)
JE #5		(526.16)
42949	GUARDIAN	(577.92)
42965	NATALIA ESTRADA - REF*	(125.00)
42961	FABTO - MEMBERSHIP	(45.00)
43015	DOYLE BRADDY - REF	(125.00)
43024	SUPERIOR FENCE & RAIL - REF	(62.00)
43032	FLORIDA BLUE	(15,858.30)
43034	Liberty National Insurance Company QB	(360.16)
43036	MINNESOTA LIFE	(194.50)
43033	Florida Municipal Insurance Trust QB	(108.26)
EFT	FMPTF	(3,215.10)
JE #5		(416.46)
43039	EMPLOYEE FUND QB	(99.00)
JE #3	Florida Department of Revenue	(54.25)
<b>TOTAL OUTSTANDING CHECKS:</b>		<b>(22,055.23)</b>

Deposit	12/31/2020	3,244.15
---------	------------	----------

<b>TOTAL OUTSTANDING DEPOSITS:</b>	<b>3,244.15</b>
------------------------------------	-----------------

<b>REMAINING ACCOUNT BALANCE:</b>	<b>2,571,288.24</b>
-----------------------------------	---------------------

**CITY OF EAGLE LAKE**  
**Balance Sheet**  
As of December 31, 2020

	Dec 31, 20
<b>ASSETS</b>	
Current Assets	
Checking/Savings	
100.000 · Cash & Cash Equivalents	
101.103 · CS - GENERAL FUND	2,571,288.24
102.216 · Petty Cash	200.00
102.217 · Petty Cash Library	15.00
Total 100.000 · Cash & Cash Equivalents	2,571,503.24
101.256 · CS - BUILDING/CODE ENFORCEMENT	837.44
101.257 · CS - PARKS & REC FUND	157,928.35
101.258 · CS - PUBLIC BUILDING FUND	602,074.21
101.259 · CS- TRANSPORTATION FUND	58,050.40
103.302 · CS - BOND & INTEREST FUND	91,773.37
Total Checking/Savings	3,482,167.01
Accounts Receivable	
115.101 · *Accounts Receivable	29,461.18
Total Accounts Receivable	29,461.18
Other Current Assets	
115.200 · A/R Due from Others	30,411.23
115.300 · A/R - Due from Governments	35,448.31
116.110 · Return Checks Receivable	80.00
130.000 · Due From (To) Utility/CRA Fund	
131.100 · Due From Utility Fund-Payroll	21,085.26
131.200 · Due From Utility-Sani/Storm	-15,772.00
131.250 · Due From/To Utility Daily Dep.	2,418.98
131.350 · Due To/From Utility Fund -OTHER	-2,922.57
131.382 · DUE FROM CRA FUND-ADMIN FEES	11,934.94
131.390 · DUE FROM CRA	16,000.00
Total 130.000 · Due From (To) Utility/CRA Fund	32,744.61
149.900 · Undeposited Funds	59.10
Total Other Current Assets	98,743.25
Total Current Assets	3,610,371.44
<b>TOTAL ASSETS</b>	<b>3,610,371.44</b>
<b>LIABILITIES &amp; EQUITY</b>	
Liabilities	
Current Liabilities	
Accounts Payable	
202.100 · Accounts Payable	21,201.97
Total Accounts Payable	21,201.97
Other Current Liabilities	
203.100 · Sales Tax Payable	163.78
205.000 · Polk County Impact Fees Payable	44,862.08
205.101 · POLK COUNTY SHERIFF EDUCATION	1,629.55
205.102 · POLK COUNTY FIRE REVIEW	792.80
205.200 · DBPR Fee Payable	-997.49
205.201 · DCA PAYABLE	-1,335.61
210.000 · Accrd Exp & Other Liabilities	
218.110 · Withholding Payable	-52.96
218.190 · Cobra Insurance Payable	156.94
Total 210.000 · Accrd Exp & Other Liabilities	103.98
2100 · Payroll Liabilities	
2100.06 · UNITED WAY QB	30.00
2100.07 · EMPLOYEE FUND QB	75.00
2100.10 · LIBERTY LIFE QB	-0.07

01/06/21

**CITY OF EAGLE LAKE**  
**Balance Sheet**  
**As of December 31, 2020**

---

	<b>Dec 31, 20</b>
2100.11 · COLONIAL ACCIDENT CANCER QB	0.03
2100.26 · PAYROLL TAXES	1.00
<b>Total 2100 · Payroll Liabilities</b>	<b>105.96</b>
215.000 · Accrued Payroll and Benefits	20,301.08
240.100 · DIRECT INFLOWS - UNAVAILABLE RE	16,745.58
<b>Total Other Current Liabilities</b>	<b>82,371.71</b>
<b>Total Current Liabilities</b>	<b>103,573.68</b>
<b>Total Liabilities</b>	<b>103,573.68</b>
<b>Equity</b>	
271.100 · Fund Balance	2,900,031.68
Net Income	606,766.08
<b>Total Equity</b>	<b>3,506,797.76</b>
<b>TOTAL LIABILITIES &amp; EQUITY</b>	<b>3,610,371.44</b>

10:03 AM

01/06/21

Accrual Basis

**CITY OF EAGLE LAKE**  
**Profit & Loss Budget vs. Actual**  
**October through December 2020**

	Oct - Dec 20	Budget	\$ Over Budget	% of Budget
<b>Ordinary Income/Expense</b>				
<b>Income</b>				
<b>310.000 · Taxes</b>				
311.000 · Ad Valorem Taxes	692,976.43	812,178.75	-119,202.32	85.3%
<b>312.000 · Sales, Use &amp; Gas Taxes</b>				
312.300 · 9th Cent Gas Tax	3,833.83	14,000.00	-10,166.17	27.4%
312.410 · Local Option Gas Tax	21,718.37	82,016.00	-60,297.63	26.5%
312.412 · Local Gov.1/2 cent sales tax	44,290.92	144,338.00	-100,047.08	30.7%
312.420 · 5-cent Local Option Gas Tax	13,136.45	50,137.00	-37,000.55	26.2%
<b>Total 312.000 · Sales, Use &amp; Gas Taxes</b>	<b>82,979.57</b>	<b>290,491.00</b>	<b>-207,511.43</b>	<b>28.6%</b>
<b>314.000 · Utility Service Taxes</b>				
314.100 · Electric Utility Service Tax	44,499.10	150,000.00	-105,500.90	29.7%
314.150 · Water Utility Service Tax	9,765.73	40,000.00	-30,234.27	24.4%
314.400 · Natural Gas Service Tax	42.06	1,000.00	-957.94	4.2%
314.800 · Propane Service Tax	339.44	1,500.00	-1,160.56	22.6%
315.000 · Local Communications Serv. Tax	18,623.57	63,000.00	-44,376.43	29.6%
<b>Total 314.000 · Utility Service Taxes</b>	<b>73,269.90</b>	<b>255,500.00</b>	<b>-182,230.10</b>	<b>28.7%</b>
<b>323.000 · Franchise Fees</b>				
323.100 · Electric Franchise Fees	41,975.45	155,000.00	-113,024.55	27.1%
323.700 · Solid Waste Franchise Fee	5,500.84	32,000.00	-26,499.16	17.2%
<b>Total 323.000 · Franchise Fees</b>	<b>47,476.29</b>	<b>187,000.00</b>	<b>-139,523.71</b>	<b>25.4%</b>
<b>Total 310.000 · Taxes</b>	<b>896,702.19</b>	<b>1,545,169.75</b>	<b>-648,467.56</b>	<b>58.0%</b>
<b>330.000 · Intergovernmental Revenue</b>				
<b>331.000 · Federal Grants</b>				
331.391 · CDBG Revenue	0.00	39,000.00	-39,000.00	0.0%
<b>Total 331.000 · Federal Grants</b>	<b>0.00</b>	<b>39,000.00</b>	<b>-39,000.00</b>	<b>0.0%</b>
<b>335.000 · State Shared Revenues</b>				
335.120 · SRS Sales Tax	18,174.81	65,000.00	-46,825.19	28.0%
335.122 · SRS - Motor Fuel Tax	7,067.97	24,000.00	-16,932.03	29.4%
335.150 · Alcoholic Beverage Licenses	0.00	500.00	-500.00	0.0%
<b>Total 335.000 · State Shared Revenues</b>	<b>25,242.78</b>	<b>89,500.00</b>	<b>-64,257.22</b>	<b>28.2%</b>
<b>338.800 · County Shared Revenue</b>				
337.700 · Library Cooperative	0.00	25,000.00	-25,000.00	0.0%
337.710 · Delivery Driver System Funding	17,599.67	114,794.00	-97,194.33	15.3%
338.200 · Polk County Occupational Licens	953.23	1,600.00	-646.77	59.6%
<b>Total 338.800 · County Shared Revenue</b>	<b>18,552.90</b>	<b>141,394.00</b>	<b>-122,841.10</b>	<b>13.1%</b>
<b>Total 330.000 · Intergovernmental Revenue</b>	<b>43,795.68</b>	<b>269,894.00</b>	<b>-226,098.32</b>	<b>16.2%</b>
<b>340.000 · Charges for Services</b>				
341.200 · Zoning Fees	0.00	500.00	-500.00	0.0%
341.300 · Copies/Certifications	20.90	75.00	-54.10	27.9%
342.900 · FDOT Roadway Maintenance	2,991.26	12,000.00	-9,008.74	24.9%
342.901 · FDOT Lighting Maintenance	16,257.89	15,784.00	473.89	103.0%
352.000 · Library Fines and Collections	361.95	1,500.00	-1,138.05	24.1%
<b>Total 340.000 · Charges for Services</b>	<b>19,632.00</b>	<b>29,859.00</b>	<b>-10,227.00</b>	<b>65.7%</b>
<b>350.000 · Fines &amp; Forfeitures</b>				
341.541 · Police Fines	844.48	8,000.00	-7,155.52	10.6%
350.100 · Other Fines and Forfeitures	0.00	600.00	-600.00	0.0%
350.000 · Fines & Forfeitures - Other	-86.90			
<b>Total 350.000 · Fines &amp; Forfeitures</b>	<b>757.58</b>	<b>8,600.00</b>	<b>-7,842.42</b>	<b>8.8%</b>
<b>360.000 · Other Revenue</b>				
361.100 · Interest Income	1,844.14	5,000.00	-3,155.86	36.9%
361.110 · Facilities Deposits	3,201.00	1,500.00	1,701.00	213.4%

**CITY OF EAGLE LAKE**  
**Profit & Loss Budget vs. Actual**  
**October through December 2020**

	Oct - Dec 20	Budget	\$ Over Budget	% of Budget
362.100 · Facilities Rental	3,175.00	9,000.00	-5,825.00	35.3%
362.200 · Sprint Tower Lease	12,441.60	37,325.00	-24,883.40	33.3%
362.201 · T-Mobile Tower Lease	3,750.00	22,500.00	-18,750.00	16.7%
366.000 · Private Donations				
366.300 · Donations - Library	50.00			
366.000 · Private Donations - Other	0.00	1,500.00	-1,500.00	0.0%
Total 366.000 · Private Donations	50.00	1,500.00	-1,450.00	3.3%
369.900 · Miscellaneous Income				
369.125 · LIEN PAYMENTS	50.00			
369.310 · Misc Revenue - Engineering Fees	6,749.40			
369.996 · E-Rate Reimbursement	798.66			
369.900 · Miscellaneous Income - Other	11,443.59	14,000.00	-2,556.41	81.7%
Total 369.900 · Miscellaneous Income	19,041.65	14,000.00	5,041.65	136.0%
Total 360.000 · Other Revenue	43,503.39	90,825.00	-47,321.61	47.9%
367.000 · Licenses and Permits				
316.000 · Business Tax Receipts	1,460.63	8,500.00	-7,039.37	17.2%
322.000 · Building Permits Other				
322.050 · Subdivision Permit App.Fee	1,600.00			
322.060 · Plan Review Fee	2,206.50	2,000.00	206.50	110.3%
322.070 · DCA BLDG Cert Charge 1%	20.76	50.00	-29.24	41.5%
322.100 · DBPR Radon Surcharge-1%	23.69	50.00	-26.31	47.4%
322.150 · Contractor's Registration	250.00	300.00	-50.00	83.3%
322.200 · Polk County Imp.Fees 3%	156.60	100.00	56.60	156.6%
322.300 · Building Inspection Fees	7,000.00	9,000.00	-2,000.00	77.8%
322.400 · Building Permits	7,178.60	10,000.00	-2,821.40	71.8%
324.610 · Parks and Rec Impact Fee	2,328.00			
324.611 · Public BLDG & Fac - Res	7,936.00			
Total 322.000 · Building Permits Other	28,700.15	21,500.00	7,200.15	133.5%
Total 367.000 · Licenses and Permits	30,160.78	30,000.00	160.78	100.5%
369.200 · CASH OVER/SHORT	0.41			
382.000 · Transfers - IN	26,551.02	143,004.00	-116,452.98	18.6%
382.100 · CRA Transfer - IN	5,001.00	20,004.00	-15,003.00	25.0%
Total Income	1,066,104.05	2,137,355.75	-1,071,251.70	49.9%
Gross Profit	1,066,104.05	2,137,355.75	-1,071,251.70	49.9%
Expense				
510.000 · General Government				
511.000 · Commissioner Costs				
511.100 · Employee Benefits	152.20	575.00	-422.80	26.5%
511.110 · City Commission Fees/Salaries	1,989.30	7,957.00	-5,967.70	25.0%
511.300 · Operating Expenditures				
511.240 · Workers Compensation Insurance	26.39	150.00	-123.61	17.6%
511.310 · Engineering Services	11,327.28	5,000.00	6,327.28	226.5%
511.311 · Legal Services	200.00	10,000.00	-9,800.00	2.0%
511.313 · Planning Services	0.00	5,000.00	-5,000.00	0.0%
511.320 · Accounting & Auditing	8,000.00	11,500.00	-3,500.00	69.6%
511.321 · Financial Reporting Svcs	9,166.25	15,000.00	-5,833.75	61.1%
511.340 · Contractual Services	0.00	2,500.00	-2,500.00	0.0%
511.341 · Election Fees	0.00	3,000.00	-3,000.00	0.0%
511.410 · Communication Services	541.05	3,600.00	-3,058.95	15.0%
511.420 · Postage	0.00	1,000.00	-1,000.00	0.0%
511.450 · Insurance Property	52,190.38	50,000.00	2,190.38	104.4%
511.460 · Repair & Maint Svcs Comm Bldg	0.00	10,500.00	-10,500.00	0.0%
511.470 · Printing and Binding/ Municipal	1,175.00	4,500.00	-3,325.00	26.1%
511.480 · Advertising / Promotions	197.25	5,000.00	-4,802.75	3.9%
511.490 · Other Current Charges	1,149.02	12,000.00	-10,850.98	9.6%
511.512 · Trick or Treat Lane	0.00	2,500.00	-2,500.00	0.0%

**CITY OF EAGLE LAKE**  
**Profit & Loss Budget vs. Actual**  
**October through December 2020**

	Oct - Dec 20	Budget	\$ Over Budget	% of Budget
511.541 · Travel, Meetings, and Dues	520.00	5,000.00	-4,480.00	10.4%
511.991 · Contingency Fund	0.00	5,500.00	-5,500.00	0.0%
511.992 · Debt Service 1999 Rev Bond	13,871.25	91,100.00	-77,228.75	15.2%
511.993 · CRA/Community Redevelopment Age	0.00	20,000.00	-20,000.00	0.0%
511.998 · Reserve / Contingency	0.00	160,634.75	-160,634.75	0.0%
<b>Total 511.300 · Operating Expenditures</b>	<b>98,363.87</b>	<b>423,484.75</b>	<b>-325,120.88</b>	<b>23.2%</b>
<b>511.600 · CAPITAL OUTLAY</b>	<b>-150.00</b>			
<b>Total 511.000 · Commissioner Costs</b>	<b>100,355.37</b>	<b>432,016.75</b>	<b>-331,661.38</b>	<b>23.2%</b>
<b>512.000 · CITY MANAGER</b>				
512.100 · Employee Benefits	7,219.55	32,000.00	-24,780.45	22.6%
512.120 · Salaries and Wages	26,243.20	97,316.00	-71,072.80	27.0%
<b>512.300 · Operating Expenditures</b>				
512.240 · Workers Compensation Insurance	399.89	1,900.00	-1,500.11	21.0%
512.340 · Contractual Services	0.00	500.00	-500.00	0.0%
512.410 · Communication Services	604.98	2,100.00	-1,495.02	28.8%
512.420 · Postage	96.71	650.00	-553.29	14.9%
512.460 · Repairs & Maintenance	57.50	500.00	-442.50	11.5%
512.490 · Other Expenditures	0.00	1,500.00	-1,500.00	0.0%
512.540 · Education & Training	0.00	3,000.00	-3,000.00	0.0%
512.541 · Travel, Meetings, and Dues	855.29	2,000.00	-1,144.71	42.8%
512.991 · Contingency Fund	0.00	2,000.00	-2,000.00	0.0%
<b>Total 512.300 · Operating Expenditures</b>	<b>2,014.37</b>	<b>14,150.00</b>	<b>-12,135.63</b>	<b>14.2%</b>
<b>Total 512.000 · CITY MANAGER</b>	<b>35,477.12</b>	<b>143,466.00</b>	<b>-107,988.88</b>	<b>24.7%</b>
<b>513.000 · Administration</b>				
513.100 · Employee Benefits	16,736.36	78,000.00	-61,263.64	21.5%
513.121 · Salaries and Wages	45,609.56	170,916.00	-125,306.44	26.7%
513.140 · Overtime	158.07	325.00	-166.93	48.6%
<b>513.300 · Operating Expenditures</b>				
513.240 · Workers Compensation Insurance	770.73	4,500.00	-3,729.27	17.1%
513.340 · Contractual Svcs (Copier/Lease)	909.38	7,000.00	-6,090.62	13.0%
513.410 · Communication Services	1,066.71	15,000.00	-13,933.29	7.1%
513.420 · Postage	1,549.34	5,000.00	-3,450.66	31.0%
513.430 · Utility Services	592.00	3,500.00	-2,908.00	16.9%
513.460 · Repair & Maintenance	16.60	5,000.00	-4,983.40	0.3%
513.490 · Other Expenditures	-10.15	9,500.00	-9,510.15	-0.1%
513.510 · Office Supplies	933.15	5,000.00	-4,066.85	18.7%
513.540 · Education and Training	-50.00	6,000.00	-6,050.00	-0.8%
513.541 · Travel, Meetings, & Dues	511.50	4,000.00	-3,488.50	12.8%
513.991 · Contingency Fund	0.00	1,500.00	-1,500.00	0.0%
<b>Total 513.300 · Operating Expenditures</b>	<b>6,289.26</b>	<b>66,000.00</b>	<b>-59,710.74</b>	<b>9.5%</b>
<b>Total 513.000 · Administration</b>	<b>68,793.25</b>	<b>315,241.00</b>	<b>-246,447.75</b>	<b>21.8%</b>
<b>Total 510.000 · General Government</b>	<b>204,625.74</b>	<b>890,723.75</b>	<b>-686,098.01</b>	<b>23.0%</b>
<b>521.000 · Police Department</b>				
<b>521.300 · Operating Expenditures - PD</b>				
521.340 · Contractual Services - Sheriff	136,765.00	547,060.00	-410,295.00	25.0%
521.410 · Communication Services	452.19	2,000.00	-1,547.81	22.6%
521.430 · Utility Services	592.00	3,000.00	-2,408.00	19.7%
<b>Total 521.300 · Operating Expenditures - PD</b>	<b>137,809.19</b>	<b>552,060.00</b>	<b>-414,250.81</b>	<b>25.0%</b>
<b>Total 521.000 · Police Department</b>	<b>137,809.19</b>	<b>552,060.00</b>	<b>-414,250.81</b>	<b>25.0%</b>
<b>541.000 · Streets</b>				
541.100 · Employee Benefits	4,501.10	20,400.00	-15,898.90	22.1%

**CITY OF EAGLE LAKE**  
**Profit & Loss Budget vs. Actual**  
**October through December 2020**

	Oct - Dec 20	Budget	\$ Over Budget	% of Budget
541.120 · Salaries and Wages	7,823.49	28,031.00	-20,207.51	27.9%
541.140 · Overtime	0.00	2,000.00	-2,000.00	0.0%
541.300 · Operating Expenditures - ST				
541.240 · Workers Compensation Insurance	155.96	700.00	-544.04	22.3%
541.310 · Engineering	0.00	2,000.00	-2,000.00	0.0%
541.340 · Contractual Services	0.00	2,000.00	-2,000.00	0.0%
541.400 · Petroleum Products	107.05	3,500.00	-3,392.95	3.1%
541.410 · Communication Services	121.29	2,400.00	-2,278.71	5.1%
541.430 · Utility Services	8,663.11	40,000.00	-31,336.89	21.7%
541.460 · Repair and Maintenance	2,014.05	11,000.00	-8,985.95	18.3%
541.490 · Other Expenditures	90.00	1,000.00	-910.00	9.0%
541.521 · Supplies & Materials	116.45	2,000.00	-1,883.55	5.8%
541.522 · Uniforms	0.00	375.00	-375.00	0.0%
541.530 · Road Materials/Street Repair	0.00	2,500.00	-2,500.00	0.0%
541.630 · Street Signs	0.00	5,000.00	-5,000.00	0.0%
Total 541.300 · Operating Expenditures - ST	11,267.91	72,475.00	-61,207.09	15.5%
541.600 · Capital Outlay - ST				
541.603 · Transfer Out-Restr. 5 Cent GasTx	0.00	79,000.00	-79,000.00	0.0%
Total 541.600 · Capital Outlay - ST	0.00	79,000.00	-79,000.00	0.0%
Total 541.000 · Streets	23,592.50	201,906.00	-178,313.50	11.7%
550.000 · Building and Code Enforcement				
550.100 · Employee Benefits	4,356.97	22,400.00	-18,043.03	19.5%
550.120 · Salaries and Wages	16,661.04	61,186.00	-44,524.96	27.2%
550.300 · Operating Expenditures				
550.240 · Workers Compensation Insurance	258.48	1,200.00	-941.52	21.5%
550.311 · Legal Services & Magistrate	456.00	5,000.00	-4,544.00	9.1%
550.340 · Contractual Services (Code Enf)	0.00	20,000.00	-20,000.00	0.0%
550.400 · Petroleum Products	0.00	1,500.00	-1,500.00	0.0%
550.410 · Communication Services	172.74	2,100.00	-1,927.26	8.2%
550.420 · Postage	0.00	400.00	-400.00	0.0%
550.460 · Repairs and Maintenance	669.07			
550.490 · Other Expenditures	66.80	525.00	-458.20	12.7%
550.491 · Code Enforcement Other	356.00	2,000.00	-1,644.00	17.8%
550.522 · Uniforms	0.00	300.00	-300.00	0.0%
550.540 · Education & Training	0.00	1,000.00	-1,000.00	0.0%
550.541 · Travel, Meetings & Dues	75.00	2,000.00	-1,925.00	3.8%
Total 550.300 · Operating Expenditures	2,054.09	36,025.00	-33,970.91	5.7%
Total 550.000 · Building and Code Enforcement	23,072.10	119,611.00	-96,538.90	19.3%
571.000 · Library				
571.100 · Employee Benefits	8,975.72	48,150.00	-39,174.28	18.6%
571.120 · Salaries and Wages	6,251.20	26,410.00	-20,158.80	23.7%
571.128 · Delivery Van Drivers	20,334.92	70,394.00	-50,059.08	28.9%
571.300 · Operating Expenditures				
571.240 · Workers Compensation Insurance	448.23	2,200.00	-1,751.77	20.4%
571.410 · Communication Services	662.13	3,300.00	-2,637.87	20.1%
571.420 · Postage	0.00	250.00	-250.00	0.0%
571.430 · Utility Services	591.98	3,300.00	-2,708.02	17.9%
571.460 · Repair and Maintenance	0.00	500.00	-500.00	0.0%
571.490 · Other Expenditures	15.00			
571.510 · Office Supplies	161.05	600.00	-438.95	26.8%
571.521 · Operating Expenses---LB Van Dri	0.00	500.00	-500.00	0.0%
571.660 · Books & Materials	206.55	1,500.00	-1,293.45	13.8%
Total 571.300 · Operating Expenditures	2,084.94	12,150.00	-10,065.06	17.2%
Total 571.000 · Library	37,646.78	157,104.00	-119,457.22	24.0%

**CITY OF EAGLE LAKE**  
**Profit & Loss Budget vs. Actual**  
**October through December 2020**

	Oct - Dec 20	Budget	\$ Over Budget	% of Budget
<b>572.000 · Parks &amp; Rec</b>				
<b>572.100 · Employee Benefits</b>	3,894.61	19,200.00	-15,305.39	20.3%
<b>572.120 · Salaries and Wages</b>	7,671.88	27,851.00	-20,179.12	27.5%
<b>572.140 · Overtime</b>	0.00	1,650.00	-1,650.00	0.0%
<b>572.300 · Operating Expenditures</b>				
<b>572.240 · Workers Compensation Insurance</b>	150.58	750.00	-599.42	20.1%
<b>572.340 · Contractual Services</b>	672.00	10,000.00	-9,328.00	6.7%
<b>572.400 · Petroleum Products</b>	515.06	6,000.00	-5,484.94	8.6%
<b>572.410 · Communication Services</b>	121.29	2,000.00	-1,878.71	6.1%
<b>572.430 · Utility Services</b>	7,945.68	49,000.00	-41,054.32	16.2%
<b>572.460 · Repair &amp; Maintenance</b>	2,294.58	20,000.00	-17,705.42	11.5%
<b>572.461 · Grounds-Bldg/Clean/Maint/Veh</b>	6,256.78	22,000.00	-15,743.22	28.4%
<b>572.490 · Other Expenditures</b>	0.00	500.00	-500.00	0.0%
<b>572.512 · Trick or Treat Lane</b>	0.00	2,500.00	-2,500.00	0.0%
<b>572.513 · Hometown Festival (Fireworks)</b>	0.00	5,500.00	-5,500.00	0.0%
<b>572.521 · Supplies &amp; Materials</b>	0.00	7,000.00	-7,000.00	0.0%
<b>572.654 · Mistletoe Marketplace</b>	0.00	3,000.00	-3,000.00	0.0%
<b>572.814 · CDBG (Grants)</b>	0.00	39,000.00	-39,000.00	0.0%
<b>572.888 · Facilities Deposit Refunds - PR</b>	3,376.00			
<b>Total 572.300 · Operating Expenditures</b>	21,331.97	167,250.00	-145,918.03	12.8%
<b>Total 572.000 · Parks &amp; Rec</b>	32,898.46	215,951.00	-183,052.54	15.2%
<b>6560 · Payroll Expenses</b>	-306.80			
<b>Total Expense</b>	459,337.97	2,137,355.75	-1,678,017.78	21.5%
<b>Net Ordinary Income</b>	606,766.08	0.00	606,766.08	100.0%
<b>Net Income</b>	<b>606,766.08</b>	<b>0.00</b>	<b>606,766.08</b>	<b>100.0%</b>

## CITY OF EAGLE LAKE - UTILITY FUND

## ACCOUNT BALANCE

DEC 2020

<b>ACCOUNT BALANCE AS OF NOV 30, 2020</b>	1,380,738.27
DEPOSITS	198,022.97
CLEARED CHECKS	(185,796.59)
WITHDRAWALS/ACH	0.00
RETURNED CHECKS	0.00
<b>ACCOUNT BALANCE AS OF DEC 31, 2020</b>	<b>1,392,964.65</b>

**OUTSTANDING CHECKS:**

18199	KRISTINE COX - REF	(63.08)
18219	MARIA APARICIO - REF	(112.68)
18286	VICTORIA O'NEAL - REF	(179.52)
18301	JENNIFER WALLACE - REF	(58.77)
18295	DUSTIN WADLEY - REF	(25.40)
18591	MATTHEW MYERS - REF	(24.11)
18672	MARC PILKENTON - REF	(42.22)
18737	YANISSA DIAZ - REF	(29.22)
18762	JESMIN CHAMELI - REF	(11.30)
18842	MILTON LEE - REF	(150.00)
18827	ENEDINA PEREZ - REF	(51.73)
18913	BARBARA WEIAND - REF	(82.70)
JE #29		(215.00)
19236	ADVANCED FINGERPRINTING SERVICES - REF	(73.42)
19295	THOMAS RAY WOODARD - REF	(7.39)
19424	LOUIS KELLY - REF*	(18.20)
19436	VERNON KAY III - REF	(5.11)
19445	MATTHEW ASHMORE - REF	(41.49)
19567	DAWN ANDREWS - REF	(131.81)
19692	LUIS SANCHEZ - REF	(49.53)
19719	ANH NGUYEN - REF	(200.00)
20015	KEREN ALEXIS - REF	(95.26)
20121	MICHELLE RICHARDSON - REF	(45.26)
20172	COREY LEWIS - REF	(4.64)
20283	AROMA CHRISTIAN CHURCH - REF	(58.76)
20390	VICTOR WEN - REF	(147.48)
20561	SHEILA PAGE - REF	(120.13)
20651	MARIA CASTRO - REF	(44.32)
20779	JENESSA FEICHETEL - REF	(1.97)
20857	JENNIFER CORTES - REF	(2.37)
21171	ASHLEY ADKINS - REF	(8.09)
21452	MEREDITH HICKS - REF	(101.98)
21448	JOSEPH GARRARD - REF	(10.00)

CITY OF EAGLE LAKE - UTILITY FUND  
ACCOUNT BALANCE

21507	JESUS CANALES - REF	(31.23)
21514	CRYSTAL BRISENO - REF	(3.96)
21598	DIANA MERILUS - REF	(39.13)
21635	OFELIA TREJO - REF	(39.88)
21685	DIEP LE - REF	(70.40)
21660	DIEP LE - REF	(62.85)
21682	WALTER O'BYRNE - REF	(50.88)
21667	HEATHER MCKENZIE - REF	(19.42)
21671	KENNETH BRAMBLETT - REF	(7.08)
21713	SHELBY DIAZ - REF	(55.65)
21740	ALFONSO ARCADIO ESTRADA - REF	(166.24)
21742	JOHN RIDEOUT - REF	(40.76)
21769	RESHEENA HARDY - REF	(29.33)
21801	VSP TAMPA LLC - REF	(124.38)
21783	CITRAVEST MANAGEMENT - REF*	(116.32)
21785	DIEP LE - REF	(78.74)
21793	PAULA TIERNEY - REF	(37.70)
21789	INFINITE ATHLETICS AND FITNESS LLC - REF	(26.69)
21892	TOM PERRY ST - REF	(30.81)
21880	JAMIE SKINNER - REF	(9.26)
21941	CITRAVEST MANAGEMENT - REF**	(122.65)
21918	CITRAVEST MANAGEMENT - REF**	(45.30)
21923	ENRIQUE LEON - REF	(41.57)
21952	JOAN KOSON - REF	(122.65)
21972	BRANDON GIBSON - REF	(31.01)
21983	LISA TROLLER - REF	(6.13)
22017	CITY OF BARTOW	(556.74)
22020	CITY OF BARTOW	(556.74)
21999	CITY OF BARTOW	(556.74)
22019	CITY OF BARTOW	(556.74)
22018	CITY OF BARTOW	(556.74)
22014	TROY ADAMS - REF	(79.76)
22000	EXPRESS PRINTING	(68.95)
22005	JORGE COMPANIONI - REF	(45.30)

---

(6,600.67)

---

Deposit	09/24/2020	7,565.00
General Journal	12/29/2020	638.37
Deposit	12/30/2020	610.00
General Journal	12/30/2020	1,457.93
General Journal	12/31/2020	1,126.90
Deposit	12/31/2020	1,842.18

---

TOTAL OUTSTANDING DEPOSITS: 13,240.38

---

CITY OF EAGLE LAKE - UTILITY FUND  
ACCOUNT BALANCE

REMAINING ACCOUNT BALANCE:

1,399,604.36

## City of Eagle Lake-Utility Fund

## Balance Sheet

As of December 31, 2020

	Dec 31, 20
<b>ASSETS</b>	
<b>Current Assets</b>	
<b>Checking/Savings</b>	
101.108 · UNRESTRICTED CASH - ALL	
101.109 · CS- UTILITY FUND	1,399,604.36
<b>Total 101.108 · UNRESTRICTED CASH - ALL</b>	<b>1,399,604.36</b>
102.216 · PETTY CASH-DRAWER SET UP	50.00
150.001 · RESTRICTED CASH - ALL	
101.104 · CS STORMWATER UTILITY FUND	205,117.96
101.110 · CS- DEPOSIT FUND	252,416.48
101.111 · CS - WATER IMPACT FUND	10,454.62
101.112 · CS- SEWER IMPACT FUND	9,243.31
101.121 · CS- WATER IMPACT SAVINGS	729,512.24
101.122 · CS- SEWER IMPACT SAVINGS	486,356.57
101.215 · WATER METER PROJECT-BB&T	38,553.07
151.113 · CS- RUS FUND	39,457.71
151.114 · CS- SRF SINKING FUND	43,790.76
151.116 · CS- LIFT STATION FUND	16,768.43
<b>Total 150.001 · RESTRICTED CASH - ALL</b>	<b>1,831,671.15</b>
<b>Total Checking/Savings</b>	<b>3,231,325.51</b>
<b>Accounts Receivable</b>	
1200 · *Accounts Receivable	13,942.04
<b>Total Accounts Receivable</b>	<b>13,942.04</b>
<b>Other Current Assets</b>	
110.000 · Accounts Receivable, Net	
115.100 · Accounts Receivable	152,837.42
116.100 · Unbilled Accounts Receivable	52,421.16
116.110 · Utility Returned Checks Rec.	10,034.40
117.100 · Allowance for Bad Debts	-7,764.16
<b>Total 110.000 · Accounts Receivable, Net</b>	<b>207,528.82</b>
131.000 · Due From Other Funds	
131.250 · Due to/from General Fund	-17,593.98
131.350 · Due From/To Gen.Fund - Other	2,779.83
207.100 · Due to General Fund-Payroll	-21,085.28
207.200 · Due to General Fund-Sani/Storm	15,772.00
<b>Total 131.000 · Due From Other Funds</b>	<b>-20,127.43</b>
141.100 · Inventory of Supplies	10,749.32
1499 · Undeposited Funds	300.00
<b>Total Other Current Assets</b>	<b>198,450.71</b>
<b>Total Current Assets</b>	<b>3,443,718.26</b>
<b>Fixed Assets</b>	
160.900 · Fixed Assets, Net	
161.900 · Land-Water	28,526.62
164.900 · Water Plant	2,456,640.73
164.901 · Sewer Plant	5,589,632.51
164.902 · Stormwater Plant	1,913,068.76
166.900 · Furniture & Equipment - Water	459,676.60
166.901 · Furniture & Equipment - Sewer	116,195.16
167.900 · Accumulated Depreciation-Water	-1,704,443.45
167.901 · Accumulated Depr - Sewer	-3,214,640.63
167.902 · Accumulated Depr. - Stormwater	-469,818.23
<b>Total 160.900 · Fixed Assets, Net</b>	<b>5,174,838.07</b>
<b>Total Fixed Assets</b>	<b>5,174,838.07</b>

**City of Eagle Lake-Utility Fund**  
**Balance Sheet**  
As of December 31, 2020

	Dec 31, 20
<b>TOTAL ASSETS</b>	<b>8,618,556.33</b>
<b>LIABILITIES &amp; EQUITY</b>	
<b>Liabilities</b>	
<b>Current Liabilities</b>	
Accounts Payable	
202.100 · Accounts Payable	16,606.68
Total Accounts Payable	16,606.68
<b>Other Current Liabilities</b>	
202.500 · Polk County Utility Tax	891.51
202.501 · Bartow Sewer Impact Fee Payable	71,820.00
208.100 · DUE TO STATE-UNCLAIMED PROPERTY	-410.24
215.000 · Accrued Payroll and Benefits	11,634.99
217.000 · Accrued Compensated Absences	
217.100 · Accrued Sick Pay	54,534.00
217.200 · Accrued Vacation Pay	18,917.48
217.300 · Accrued Compensatory Time	4,720.62
Total 217.000 · Accrued Compensated Absences	78,172.10
220.100 · Customer Deposits	251,965.34
232.950 · Accrued Interest Payable	13,455.32
239.100 · OPEB LIABILITY	35,932.86
Total Other Current Liabilities	463,461.88
Total Current Liabilities	480,068.56
<b>Long Term Liabilities</b>	
203.100 · State Revolving Loan - SW	487,125.13
203.120 · RUS Water Revenue Bonds - 2007	490,631.00
203.130 · USDA - Water Meter Loan	105,489.00
203.140 · USDA LOAN - LIFT STATIONS	394,788.00
203.150 · CURRENT PORTION OF LONG TERM D	140,852.77
203.155 · LESS CURRENT PORTION OF LTD	-140,852.77
203.902 · PLATINUM BANK - HARRISON	0.01
Total Long Term Liabilities	1,478,033.14
Total Liabilities	1,958,101.70
<b>Equity</b>	
281.500 · Retained Earnings	6,377,866.51
Net Income	282,588.12
Total Equity	6,660,454.63
<b>TOTAL LIABILITIES &amp; EQUITY</b>	<b>8,618,556.33</b>

10:05 AM

01/06/21

Accrual Basis

**City of Eagle Lake-Utility Fund**  
**Profit & Loss Budget vs. Actual**  
**October through December 2020**

	Oct - Dec 20	Budget	\$ Over Budget	% of Budget
<b>Ordinary Income/Expense</b>				
<b>Income</b>				
324.210 · Impact Fees-Water-residential	66,000.00			
324.211 · Impact Fees-Sewer-residential	29,431.74			
<b>343.000 · Charges for Services</b>				
343.300 · Water Charges / User Fee	130,848.20	510,000.00	-379,151.80	25.7%
343.310 · Water Taps	5,500.00	3,000.00	2,500.00	183.3%
343.311 · New Water Meters	14,630.00	5,000.00	9,630.00	292.6%
343.312 · Water Reconnect Fee	0.00	8,000.00	-8,000.00	0.0%
343.330 · Service Charge - 1/2	6,500.00	16,000.00	-9,500.00	40.6%
343.360 · Customer Billing Fee - 1/3	14,856.00	52,000.00	-37,144.00	28.6%
<b>343.400 · Garbage Collection</b>				
343.410 · GARBAGE TOTE SALES	192.60			
343.400 · Garbage Collection - Other	121,253.70	410,000.00	-288,746.30	29.6%
<b>Total 343.400 · Garbage Collection</b>	<b>121,446.30</b>	<b>410,000.00</b>	<b>-288,553.70</b>	<b>29.6%</b>
343.500 · Sewer Charges / User Fee	174,136.70	663,000.00	-488,863.30	26.3%
343.510 · Tap Fees - Sewer	1,700.00	3,000.00	-1,300.00	56.7%
343.520 · Polk County Utility Tax-CITY SH	22.48	100.00	-77.52	22.5%
343.900 · Stormwater Fees	14,852.00	60,000.00	-45,148.00	24.8%
349.000 · Late Fees - 1/2	9,310.00	30,000.00	-20,690.00	31.0%
<b>Total 343.000 · Charges for Services</b>	<b>493,801.68</b>	<b>1,760,100.00</b>	<b>-1,266,298.32</b>	<b>28.1%</b>
361.000 · Interest Income	1,190.04	3,600.00	-2,409.96	33.1%
<b>369.901 · Miscellaneous Income - 1/2</b>				
369.902 · Initial Set Up Fees Revenue	280.00			
369.901 · Miscellaneous Income - 1/2 - Other	438.26	2,000.00	-1,561.74	21.9%
<b>Total 369.901 · Miscellaneous Income - 1/2</b>	<b>718.26</b>	<b>2,000.00</b>	<b>-1,281.74</b>	<b>35.9%</b>
<b>Total Income</b>	<b>591,141.72</b>	<b>1,765,700.00</b>	<b>-1,174,558.28</b>	<b>33.5%</b>
<b>Gross Profit</b>	<b>591,141.72</b>	<b>1,765,700.00</b>	<b>-1,174,558.28</b>	<b>33.5%</b>
<b>Expense</b>				
<b>533.000 · Water</b>				
533.100 · Employee Benefits	13,095.63	66,000.00	-52,904.37	19.8%
533.120 · Salaries and Wages	33,763.31	123,568.00	-89,804.69	27.3%
533.125 · On Call Pay	2,119.01	8,200.00	-6,080.99	25.8%
533.140 · Overtime	311.58	3,500.00	-3,188.42	8.9%
<b>533.300 · Operating Expenses</b>				
533.240 · Insurance	622.39	3,000.00	-2,377.61	20.7%
533.310 · Engineering Services	9,060.36	5,000.00	4,060.36	181.2%
533.311 · Legal Services	6,362.25	1,500.00	4,862.25	424.2%
533.320 · Accounting & Auditing - WD	0.00	6,000.00	-6,000.00	0.0%
533.340 · Contractual Services	750.00	6,500.00	-5,750.00	11.5%
533.400 · Petroleum Products	643.84	10,000.00	-9,356.16	6.4%
533.410 · Communications Services	1,494.33	6,500.00	-5,005.67	23.0%
533.420 · Postage Supplies & Billing 1/3	1,172.24	8,500.00	-7,327.76	13.8%
533.430 · Utilities	8,787.60	57,000.00	-48,212.40	15.4%
533.450 · Insurance Auto & Equipment	3,207.89	15,000.00	-11,792.11	21.4%
533.460 · Repairs & Maint Svc (Equip/Veh)	4,675.71	25,000.00	-20,324.29	18.7%
533.480 · ADVERTISING	0.00	2,500.00	-2,500.00	0.0%
533.490 · Other Expenditures	343.47	1,200.00	-856.53	28.6%
533.521 · Supplies & Materials (Tools)	1,800.00	5,000.00	-3,200.00	36.0%
533.522 · Uniforms	248.59	900.00	-651.41	27.6%
533.540 · Education and Training	0.00	1,500.00	-1,500.00	0.0%
533.541 · Travel, Meetings, & Dues	0.00	1,200.00	-1,200.00	0.0%
533.555 · Chemicals	0.00	14,500.00	-14,500.00	0.0%
533.560 · POLK REGIONAL WATER COOPERATI...	258.96	2,500.00	-2,241.04	10.4%
533.581 · Transfer to General Fund/Adm	10,625.01	60,900.00	-50,274.99	17.4%
533.602 · Repairs & Maint Svc (Plants)	9,339.61	40,000.00	-30,660.39	23.3%
533.996 · Debt Service Rus Water	0.00	54,709.00	-54,709.00	0.0%
533.998 · Reserve/Contingency	0.00	63,100.00	-63,100.00	0.0%

10:05 AM

01/06/21

Accrual Basis

**City of Eagle Lake-Utility Fund**  
**Profit & Loss Budget vs. Actual**  
**October through December 2020**

	Oct - Dec 20	Budget	\$ Over Budget	% of Budget
Total 533.300 · Operating Expenses	59,392.25	392,009.00	-332,616.75	15.2%
533.600 · Capital Outlay - WD	0.00	40,000.00	-40,000.00	0.0%
533.900 · Bad Debt Expense - WD	926.57			
Total 533.000 · Water	109,608.35	633,277.00	-523,668.65	17.3%
534.000 · Solid Waste				
534.300 · Operating Expenses				
534.340 · Contract for Solid Waste	54,591.54	280,000.00	-225,408.46	19.5%
534.913 · Due to Gen Fund Admin S Waste	5,301.00	21,204.00	-15,903.00	25.0%
Total 534.300 · Operating Expenses	59,892.54	301,204.00	-241,311.46	19.9%
Total 534.000 · Solid Waste	59,892.54	301,204.00	-241,311.46	19.9%
535.000 · Sewer/Waste Water Services				
535.100 · Employee Benefits	13,899.65	60,000.00	-46,100.35	23.2%
535.120 · Salaries and Wages	35,302.79	125,498.00	-90,195.21	28.1%
535.125 · On Call Pay	2,198.28	8,500.00	-6,301.72	25.9%
535.140 · Overtime	220.64	3,000.00	-2,779.36	7.4%
535.300 · Operating Expenses				
535.240 · Insurance	609.19	2,500.00	-1,890.81	24.4%
535.310 · Engineering	0.00	5,000.00	-5,000.00	0.0%
535.311 · Legal Services	0.00	600.00	-600.00	0.0%
535.312 · NPDES Charges	0.00	1,000.00	-1,000.00	0.0%
535.320 · Accounting & Auditing - SW	0.00	11,000.00	-11,000.00	0.0%
535.340 · Contractual Services	0.00	4,000.00	-4,000.00	0.0%
535.400 · Petroleum Products	273.98	10,000.00	-9,726.02	2.7%
535.410 · Communications Services	744.51	4,000.00	-3,255.49	18.6%
535.420 · Postage Supplies & Billing 1/3	1,241.18	8,500.00	-7,258.82	14.6%
535.430 · Utilities	3,164.99	28,000.00	-24,835.01	11.3%
535.431 · Wastewater Treatment - SW	48,243.82	148,000.00	-99,756.18	32.6%
535.450 · Insurance Auto & Equip	4,087.23	29,500.00	-25,412.77	13.9%
535.460 · Repairs & Maint Svc (Equip/Veh)	0.00	5,000.00	-5,000.00	0.0%
535.490 · Other Expenditures	147.67	500.00	-352.33	29.5%
535.521 · Supplies & Materials (Tools)	0.00	1,500.00	-1,500.00	0.0%
535.522 · Uniforms	248.59	900.00	-651.41	27.6%
535.541 · Travel, Meetings & Dues	0.00	1,500.00	-1,500.00	0.0%
535.581 · Transfer Out - Other Funds	10,625.01	60,900.00	-50,274.99	17.4%
535.602 · Repairs & Maint-Syst (Lift Sta)	960.00	12,000.00	-11,040.00	8.0%
535.994 · Debt Service SRF 201 Planning	0.00	115,000.00	-115,000.00	0.0%
535.995 · Lift Station Debt Svc-Bond Pmt	17,085.18	21,721.00	-4,635.82	78.7%
535.998 · Reserve / Contingency	0.00	63,100.00	-63,100.00	0.0%
Total 535.300 · Operating Expenses	87,431.35	534,221.00	-446,789.65	16.4%
Total 535.000 · Sewer/Waste Water Services	139,052.71	731,219.00	-592,166.29	19.0%
535.600 · Capital Outlay	0.00	50,000.00	-50,000.00	0.0%
538.581 · Trnsfer of Stormwater Fees	0.00	50,000.00	-50,000.00	0.0%
Total Expense	308,553.60	1,765,700.00	-1,457,146.40	17.5%
Net Ordinary Income	282,588.12	0.00	282,588.12	100.0%
Net Income	282,588.12	0.00	282,588.12	100.0%

## CITY OF EAGLE LAKE - CRA

## ACCOUNT BALANCE

DEC 2020

<b>ACCOUNT BALANCE AS OF NOV 30, 2020</b>	154,870.28
DEPOSITS	39,956.66
CLEARED CHECKS	(1,942.62)
WITHDRAWALS/ACH	0.00
RETURNED CHECKS	0.00

<b>ACCOUNT BALANCE AS OF DEC 31, 2020</b>	<b>192,884.32</b>
---	-------------------

**OUTSTANDING CHECKS:**

<b>TOTAL OUTSTANDING CHECKS</b>	<b>0.00</b>
---------------------------------	-------------

<b>REMAINING ACCOUNT BALANCE</b>	<b>192,884.32</b>
----------------------------------	-------------------

City of Eagle Lake CRA  
**Balance Sheet**  
As of December 31, 2020

	<u>Dec 31, 20</u>
<b>ASSETS</b>	
Current Assets	
Checking/Savings	
101.408 · PB- CRA COMMUNITY REDEVELOPMENT	192,884.32
Total Checking/Savings	192,884.32
Other Current Assets	
131.382 · DUE TO GENERAL FUND-ADMIN FEES	-11,934.94
Total Other Current Assets	-11,934.94
Total Current Assets	180,949.38
<b>TOTAL ASSETS</b>	<b>180,949.38</b>
<b>LIABILITIES &amp; EQUITY</b>	
Liabilities	
Current Liabilities	
Other Current Liabilities	
131.390 · DUE TO GENERAL FUND --LOAN PAY	16,000.00
Total Other Current Liabilities	16,000.00
Total Current Liabilities	16,000.00
Total Liabilities	16,000.00
Equity	
1110 · Retained Earnings	130,513.98
Net Income	34,435.40
Total Equity	164,949.38
<b>TOTAL LIABILITIES &amp; EQUITY</b>	<b>180,949.38</b>

**City of Eagle Lake CRA**  
**Profit & Loss Budget vs. Actual**  
**October through December 2020**

	<u>Oct - Dec 20</u>	<u>Budget</u>	<u>\$ Over Budget</u>	<u>% of Budget</u>
<b>Income</b>				
310.000 · Taxes-Other				
311.100 · CRA Ad Valorem taxes - E.L.	0.00	20,000.00	-20,000.00	0.0%
311.101 · Polk Cty.-tax increment EL-CRA	39,919.75	39,500.00	419.75	101.1%
<b>Total 310.000 · Taxes-Other</b>	<b>39,919.75</b>	<b>59,500.00</b>	<b>-19,580.25</b>	<b>67.1%</b>
361.100 · Interest Income	102.49	270.00	-167.51	38.0%
<b>Total Income</b>	<b>40,022.24</b>	<b>59,770.00</b>	<b>-19,747.76</b>	<b>67.0%</b>
<b>Gross Profit</b>	<b>40,022.24</b>	<b>59,770.00</b>	<b>-19,747.76</b>	<b>67.0%</b>
<b>Expense</b>				
510.000 · Operating Expenses				
510.311 · Legal Services	0.00	2,000.00	-2,000.00	0.0%
510.313 · Planning Services	0.00	2,000.00	-2,000.00	0.0%
510.420 · Postage, Supplies & Materials	0.00	100.00	-100.00	0.0%
510.430 · Utilities	410.84	2,000.00	-1,589.16	20.5%
510.460 · Repair & Maint Service	175.00	1,000.00	-825.00	17.5%
510.470 · Printing and Binding-CRA	0.00	500.00	-500.00	0.0%
510.480 · Advertising	0.00	500.00	-500.00	0.0%
510.510 · Office Supplies - CRA	0.00	500.00	-500.00	0.0%
510.520 · OPERATING SUPPLIES	0.00	500.00	-500.00	0.0%
510.541 · Travel, Meetings and Dues	0.00	100.00	-100.00	0.0%
510.832 · Facade Grant	0.00	4,000.00	-4,000.00	0.0%
510.991 · CRA CONTIGENCY	0.00	23,566.00	-23,566.00	0.0%
<b>Total 510.000 · Operating Expenses</b>	<b>585.84</b>	<b>36,766.00</b>	<b>-36,180.16</b>	<b>1.6%</b>
510.320 · Accounting & Auditing	0.00	3,000.00	-3,000.00	0.0%
510.581 · Transfer Out - Other Funds	5,001.00	20,004.00	-15,003.00	25.0%
<b>Total Expense</b>	<b>5,586.84</b>	<b>59,770.00</b>	<b>-54,183.16</b>	<b>9.3%</b>
<b>Net Income</b>	<b>34,435.40</b>	<b>0.00</b>	<b>34,435.40</b>	<b>100.0%</b>

## November 2020 - January 2021 Bad Debt

Acct#	Name	Service Location	Balance
1065	ATKINS, JUDITH	655 N 9TH ST	287.53
5077	BAKER, MARTICIA	2137 CABERNET CT	37.16
6064	CORONADO, NINA	725 N 9TH ST	125.5
2430	CRUZ, AGAPITO	172 VARNADOE RD	124.6
6088	DOWDELL, FERLENCIEL	2100 CLOVER RIDGE CT	98.08
5926	GLOVER, LEONARD	2262 CLOVER RIDGE CT	157.81
6214	GUARJARDO, ESMERALDA	630 N EAGLE DR	187.42
2695	JONES, DAVID	737 COUNTRY WALK CV	47.51
6189	JULIAN HILLS LLC	2106 CLOVER RIDGE CT	936.53
5888	MCCAULEY, SIERRA	519 SQUIRES GROVE DR	195.14
4748	NETTLES, LISA	2214 ZINFANDEL LN	17.49
6006	PATRICIO, GILBERTO	543 SQUIRES GROVE DR	42.05
6085	REGISTER, MEGAN	2230 ZINFANDEL LN	217.3
6072	SERRANO, ELY	624 E 5TH AVE	305.25
6346	THOMAS, BYRDIA	519 SQUIRES GROVE DR	102.38
4345	WILLIAMS, RONALD	542 N 8TH ST	337.48

**Total: \$3,219.23**